



President: Diane Giangrande	pres@atlantakoiclub.org
Vice-President: Marlon Tiller	vp@atlantakoiclub.org
Secretary: Kim Munie	scribe@atlantakoiclub.org
Treasurer: Angie Jones	money@atlantakoiclub.org
Equipment Manager: Neal Phelps	stuff@atlantakoiclub.org
Membership Rhonda Eubanks	membership@atlantakoiclub.org
Auction Chair Diane Giangrande	koishow@atlantakoiclub.org
Koi Show Chairs: Diane Giangrande	koishow@atlantakoiclub.org
Chad Bishop	
Pond Tour Chairperson:	tour@atlantakoiclub.org
Public Relations Chair: Cheryl Jacobs	pr@atlantakoiclub.org
AKCA Director: (vacant)	
Volunteer Coordinator: (vacant)	
Newsletter Editor: Bob Chaffer	editor@atlantakoiclub.org
Webmaster: Cynthia Landon	wizard@atlantakoiclub.org
Koi Rescue: Chase Tomkosky	rescue@atlantakoiclub.org

July, 2022

By the Pond

You are invited to our Summer Social

When: Saturday, July 16th @ 5 pm

Where: (Address is on cover letter to this newsletter, and in address sheet.....Since our newsletters are open to the public, we do not list members' addresses here)

It's about that time for the Atlanta Koi Club's next major event, the Summer Social, to kick off! We're very excited and grateful for **Ellen Richardson and Al Wiley** to open up their home for us as this year's hosts for the Social. This will be a great opportunity for members to get together and bond over good food (and great drinks!) with good people. We do have further details and some instructions for those who will be attending to please keep in mind. Details are as follows:

Theme of Evening: "The Caribbean"

Menu:

**Baked Hams
Tropical Meatballs
White Chicken Chili
Appetizer Grazing Table
Drinks: Water, Soda, Beer and Wine ;)**

Remember to Bring:

1 Side Dish: a Dessert, Salad, Vegetable Plate, Antipasto or Appetizer, etc

1 Chair (per-person attending)

Parking Instructions:

As this is a residential neighborhood, please do not block driveways and remember to park on the sidewalk side of the streets

Golf course parking available due to limited street parking

Members can be shuttled from the golf course to the home as needed

Balloons will be placed on the mailbox as a marker

I'm sure we've all experienced these short July summer showers & storms, so tents will be provided in the event it does rain. Again, we're looking forward to seeing new and familiar faces alike - can't wait!

See you soon,

Marlon Tiller

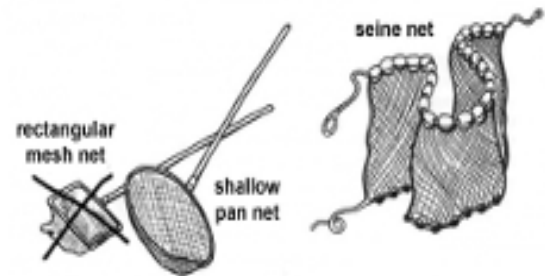
Vice President

Hi Members!

If you have ordered a name tag in the last year and a half or so, I probably have it. We are trying to save on extra fees by not having to mail them to members individually. I bring them to the meetings to hopefully give them out if you are attending. The July social is a great time to come and pick yours up if you haven't received it yet. See you there!

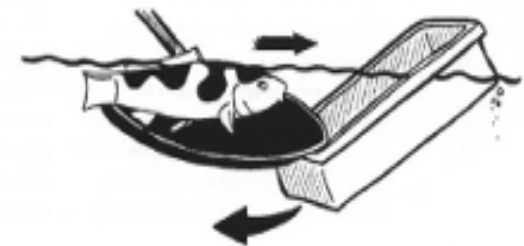
Rhonda Eubanks, AKC Membership Chairperson

TIP OF THE MONTH



Net and Tub (Bowl) Properly

- The common (deep) rectangular mesh-net is NOT suitable for Koi!
- Use a large, shallow, pan net (as pictured above) so you don't damage fins and scales.
- A Seine Net can be used to corral the Koi into a smaller area so you can easily net and tub (bowl).



- Never lift the Koi over the lip of the tub (bowl).
- Use a helper, or use the edge of the net to tip the net (bowl), so the Koi enter it under water

Thanks to Michael Anderson for this submission



This article is from The Pond Doc
(Provided from Rhonda Eubanks)

Why do koi have barbels?

A: Koi have been growing trendy whiskers way before the hipsters made it cool! Those whiskers—or barbels—are a defining characteristic of the fish. Here's what they are, what they do, and why the popular pond fish has them.

Super-Sensing Organ

Barbels are sensory organs not unlike whiskers in mammals. Rather than being used for tactile sensing, however, a fish's barbels are used for taste. Koi, along with catfish, goatfish, hagfish, sturgeon, zebrafish, some species of shark and other carp, have barbels. They use these taste bud-covered organs to search for food in murky water.

Tasting Without Ingesting

Koi and other carp have four barbels, with two on each side of the koi's mouth (termed "maxillary barbels"). The top two appear shorter than the lower two, but they all serve the same purpose: taste debris without actually ingesting it. Being omnivorous scavengers that forage along murky pond and river bottoms, it's a good survival skill to have.

Weird Appendages

As spring approaches and you start feeding your finned pals some [Spring and Fall Fish Food](#), take a closer look at these weird appendages. Most koi (except those with mutations) have barbels—even koi fry have them! So go grab a [pond net](#), catch a koi or fingerling, and look closely to see them.

As with hipsters and their whiskers, they probably won't like you playing with their barbels. But they're still fun to look at!

What is a SECCHI DISK?

By John Seifert, CKK - Inland Empire Water Garden & Koi Society, Spokane WA

The Secchi disk, as invented in 1865 by Angelo Secchi http://en.wikipedia.org/wiki/Angelo_Secchi, is a plain white, circular disk approximately 12 inches in diameter used to measure transparency [http://en.wikipedia.org/wiki/Transparency_\(optics\)](http://en.wikipedia.org/wiki/Transparency_(optics)) in bodies of water. The disk is mounted on a pole or line, and lowered slowly down in the water. The depth at which the disk is no longer visible is taken as a measure of the transparency of the water. This measure is known as the **Secchi depth** and is related to water turbidity <http://en.wikipedia.org/wiki/Turbidity>. This 12 inch white disk remains the standard design for marine studies. In 1899 George C. Whipple modified the original all-white Secchi disk to a disk about 8 inches in diameter, divided into quadrants painted alternately black and white. This modified black and white Secchi disk is the standard disk now used in freshwater investigations.




While you can purchase a ready-made black and white Secchi disk for about \$25, it is very easy to make your own in a few minutes. Here is how I made mine. I used a white bucket lid and cut a circle 7 inches in diameter. I then divided the disk into four quadrants and applied black electricians tape over two of the quadrants. I drilled a hole thru the center for an eye bolt. On the underside of the disk, I added extra weight. I used a lead concrete anchor but extra washers, nuts or iron pipe connector would also work. After attaching a light nylon rope, I marked the rope in 1 foot increments from the disk. For these marks I used various colors of electricians tape so I can easily calculate the transparency depth.

To use a Secchi disk, simply lower the disk into the water until you can no longer see it. For more accurate measurements, do the calculation mid-day when the sun's glare off the water will be minimized and try to take the measurement in a shaded area. Lower the disk until it disappears. Slowly raise the disk until it reappears then lower it again. Do this several times to get the best estimation of the disappearance depth. Remember that people have different eye sights so results can be slightly different.

I intend to my Secchi disk from time to time to monitor water clarity especially when I am making changes to my filtration or doing chemical treatments such as potassium permanganate. In my case it mostly just a tool to satisfy my own curiosity and to compare (or to brag) my "clarity" depth with other club members. In a practical sense, if you are fortunate to see a dime at ten feet, it will not be of much use. In most ponds, it does take the guess out of how far down in your pond you can actually see.

Please remember our Sponsors:

Randy's Perennials, Kol Koi Pondscapes, Coastal Pond Supply, The Koi Store, COTSKOI, Paradise Ponds, Tri Star Koi, USA Koi, Aqua Whiskers, and Select Koi



Coastal Pond Supply™

"Wholesale to the trade since 1986"

www.coastalpond.com

SPEAK TO THE PROS NOW:

770-496-5740 1-888-Pond-H2O

We Offer DIY Advice & Contractor Referrals For:

- *Liner and Concrete Ponds
- *Pumps / Bead Filters / Skimmers
- *Repairs or Expansions
- *Pondless Waterfalls and Lighting





NOW SCHEDULING

For the 2022 Season

Specializing in new pond
design and construction

**Maintenance on existing
ponds and water features**

Contact us today

Ponds@randysnursery.com





523 West Crogan Street
Lawrenceville, GA 30046
Monday-Saturday 9am-6pm

770-822-0676

Atlanta Koi Club's June 5th Pond and Garden Tour

The weather was great, and so was our pond tour! In case you missed it, here are a few shots of some of the ponds, courtesy of Jim Dricker. These ponds are works of art!!! Many heartfelt thanks to David Esser for putting this all together.



Atlanta Koi Club's meeting of June 12th.

This month's meeting was located in Kennesaw at Koi Koi Pondscapes. The weather gods looked down on us favorably, albeit a bit warmish, but, thanks the shade from their trees, the meeting was comfortable enough. After a rousing presentation on the practicalities of pond construction, we settled down for a brief tour of their facilities followed by flavorful BBQ and baked beans.



WINTER KOI MADNESS!

Vicki Vaughan of The Koi Store

After COVID had dissipated and most of the population had been vaccinated, Carl and I decided to offer a fun as well as educational event for all of our koi friends. We came up with Winter Koi Madness that was held last February at The Koi Store. We had just completed our new greenhouse appropriately dubbed “The Crystal Palace” as well as the canvas carport that doubled as a fantastic presentation area. The original plan was to bring two well known breeders over from Japan to discuss their breeding programs and mingle with the participants.

We selected Koda and Marudo koi farms. Ryuichi Yoshida, eighth generation CEO of JPD koi food, had planned to come to discuss koi nutrition. Airfare was arranged and hotel reservations were made and the invitation was sent out to the respective koi clubs. Unfortunately, the COVID omicron variant appeared and the Japanese government told the breeders that they could travel to the US but they would not be allowed back. Despite this setback, we decided to carry on. Everyone was eager to get together after the countless koi show cancellations and most of our northern friends wanted a respite from cold weather!

It was a three day event with people arriving on Friday Feb 11. That night for the meet and greet we had platters of high end sushi catered by Inoko. We also had a very nice selection of bourbons as well as beer and wine. The next day we had zoom meetings with Japan as well as a judging session of Koda and marudo high end to sai. The judges were Troy Head, Steve Zimmerman and Gary Elmore. Then the participants were allowed to judge, and there were great discussions amongst judges and participants. We also had drawings for people to bid on the selected to sai. My good friends at The UGA College of Veterinary Medicine Teaching Hospital decided to volunteer to speak about collaborative research studies between The Koi Store and The Vet School. Dr Stephen Divers discussed endoscopic procedures on fish.

Dr Joerge Mayer and Dr Megan Partyka discussed an ongoing study that was done at The Koi Store in order to establish normal ultrasound cardiac parameters in koi in order to better diagnose abnormalities and treat our pets. They are practitioners for The Zoological Veterinary Medicine Teaching Hospital. Homemade



WINTER KOI MADNESS!


Continued from page 9

Brunswick stew was for lunch and a hot meal was greatly appreciated as the weather was a little cool. The evening culminated in a low country boil which is a Cajun thing with new potatoes, corn on the cob, and oyster sausage, shrimp and lobster tails- all poured out on a table for copious consumption.



Sunday involved people selecting fish and picking up bags and bags of koi food- both JPD and The Koi Store food as well. We also had some high end kawarigoi tosai from Oyama for people to choose from and had the option to put in a growout pond for harvest next year at the Winter Koi Madness. Koichi Oyama himself has pledged to be here for the festivities! I think a great time was had by all and everyone wants to do it again next year!
(pictures of event)

Pictures courtesy of David Ford- even if he be too old (inside joke)



Atlanta Koi Club
Financial Statement
As of March 31, 2022

BEGINNING CHECKING ACCOUNT BALANCE: \$13,165.37

INCOME STATEMENT

Income	\$0.00
2700 Membership	
2730 Membership Dues	\$1,252.00
2720 Name Badges	\$36.00
2745 Sponsorships	\$600.00
2500 Miscellaneous Income	
2545 Raffle Income	\$242.00
2300 Koi Show Income	
2320 Vendor Participation	\$420.00
 Total Income	 <u>\$2,550.00</u>

Expenses

400 Insurance	
410 Liability Premium	\$454.00
600 Koi Auction Expenses	
670 Water Cost	\$500.00
700 Misc Expenses	
740 Monthly Club Meetings	\$200.00
795 Misc. Items - Zoom Call Hosting	\$164.89
1100 Rent Expenses	
1110 Storage Building	\$230.00
1400 Bank Charges	
1465 PayPal Charges	\$48.42

Total Expenses **\$1,597.31**

Month Net Income/(Loss) **\$952.69**

ENDING CHECKING ACCOUNT BALANCE: 3/31/2022 **\$14,118.06**

Atlanta Koi Club
Financial Statement
As of April 30, 2022

BEGINNING CHECKING ACCOUNT BALANCE: \$14,118.06

INCOME STATEMENT

Income		\$0.00
2700 Membership		
2730 Membership Dues		
2720 Name Badges		
2745 Sponsorships		
2500 Miscellaneous Income		
2545 Raffle Income		
2300 Koi Show Income		
2320 Vendor Participation		
Total Income		<u>\$0.00</u>

Expenses

200 Club Store Expenses			
240 Equipment	Walkie Talkies		\$71.10
600 Koi Auction Expenses			
650 Auction Printing	Bidder Sheets		\$12.83
660 Seed Money			\$205.00
680 Labor			\$495.00
1100 Rent Expenses			
1110 Storage Building			
1400 Bank Charges			
1466 PayPal Charges			
Total Expenses			<u>\$783.93</u>

Month Net Income/(Loss) (\$783.93)

ENDING CHECKING ACCOUNT BALANCE: \$13,334.13

4/30/2022

Atlanta Koi Club
Financial Statement
As of May 31, 2022

BEGINNING CHECKING ACCOUNT BALANCE: \$13,334.13

INCOME STATEMENT

Income	\$0.00
2400 Auction Sales	
2420 Fish Sales	\$29,260.00
2700 Membership	
2730 Membership Dues	\$172.00
2720 Name Badges	\$9.00
2745 Sponsorships	\$160.00
2500 Miscellaneous Income	
2545 Raffle Income	
2300 Koi Show Income	
2320 Vendor Participation	
2600 Pond Tour Income	
2620 Pond Tour Tickets	\$77.00
2630 Pond Tour Advertising	\$500.00
Total Income	<u>\$30,178.00</u>

Expenses

600 Koi Auction Expenses	
620 Paid to Fish Seller	\$17,364.75
630 Paid to Plant Seller	\$660.00
675 Water Quality Expenses	\$772.75
690 Miscellaneous	\$154.24
Lunch for set up	
800 Newsletter Website Expenses	
840 Website	\$1,566.84
1100 Rent Expenses	
1110 Storage Building	\$230.00
1400 Bank Charges	
1465 Credit Card Charges	\$766.86
1466 PayPal Charges	\$24.64
Total Expenses	

\$21,540.05

Month Net Income/(Loss) \$8,637.92

ENDING CHECKING ACCOUNT BALANCE: \$21,972.05

5/31/2022

Atlanta Koi Club
Financial Statement
As of June 30, 2022

BEGINNING CHECKING ACCOUNT BALANCE:

\$21,972.05

INCOME STATEMENT

Income	\$0.00
600 Koi Auction Expenses (REFUND)	
660 Seed Money	\$205.00
670 Water Cost	\$404.10
2100 Club Store	
2130 T-Shirt Sales	\$225.00
2400 Auction Sales	
2420 Fish Sales	\$3,570.00
2410 Equipment Sales	\$962.00
2430 Plant Sales	\$533.00
2460 Other Sales	\$641.00
2700 Membership	
2730 Membership Dues	\$308.00
2720 Name Badges	\$36.00
2600 Pond Tour Income	
2620 Pond Tour Tickets	\$3,240.00
2630 Pond Tour Advertising	\$400.00
Total Income	<u>\$10,524.10</u>

Expenses

200 Club Store Expenses	
246 Air Cylinder Refill	\$90.80
500 Koi Show Expenses	
510 Show Awards	\$1,370.00
600 Koi Auction Expenses	
620 Paid to Fish Seller	\$390.00
630 Paid to Plant Seller	
680 Auction Labor	\$460.00
700 Misc. Expenses	
740 Monthly meeting expense	\$400.00
780 Friendship Awards	\$125.00
900 Pond Tour Expense	
930 Printing	\$635.20
1100 Rent Expenses	
1110 Storage Building	\$230.00
1300 Membership Expenses	
1310 Name Badges	\$21.34
1400 Bank Charges	
1466 PayPal Charges	\$119.47
Total Expenses	<u>\$3,841.81</u>

Month Net Income/(Loss) **\$6,682.29**

ENDING CHECKING ACCOUNT BALANCE:

14 6/30/2022

\$28,654.34