



President
Vice President
Secretary
Treasurer
Equipment Manager
Membership Chair
Auction Chair
KOI Show Chair
Pond Tour Chair
Public Relations
AKCA Director
Volunteer Coordinator
Editor
Webmaster

Chad Bishop
Melanie Onushko
Cheryl Jacobs
Robin Scott
Alan Puch
Melanie Onushko
Alan Puch/Diane Giangrande
Chad Bishop/Diane Giangrande
Melanie Onushko
Cheryl Jacobs
Ron Scott

Bob Chaffer
Michael Anderson

March 2019

By the Pond

Hello Everyone!

Thanks to all who attended our meeting at AW Pottery. I would also like to Thank Kevin and Tonya of Happy Koi from Greenville South Carolina for speaking about tosai selection. Also I would like to Thank Elaine for having us at AW Pottery and for the discount prices for her great pottery!

This month our meeting will be held at The Koi Store in Watkinsville GA. Carl and Vicki will be hosting. You will have a chance to test your Judging skills by looking at a group of fish and ranking them. They will have fish of all sizes. Carl will briefly reveal the ranks and the reason why each are placed in the order they were judged at. 2931 Tosai are just in from Japan. They are from top Japanese breeders Koda, Kase, Suda, Marudo and Isa Hajime. Please bring a chair to sit on.

For those who participated in our Koda koi growout we will be drawing and selecting our fish! The selection process will be a lottery style selection, meaning we will draw for the order that we can chose the koi. There will be more koi than tickets sold so everyone will be able to select even if you are the last to select. If you have not been or are not participating in the club buy, no worries as they have a great facility and lots of koi to see, mud ponds and 2 large greenhouses full of koi.

This meeting will be very exciting to see a lot of koi, filtration systems and socializing of course. Our meeting time is at 2PM but as there is a lot to see Carl and Vicki have encouraged folks to come earlier and look around and shop. I hope to see everyone there.

We really need volunteers for our annual Koi Auction event held in Tucker GA at Coastal Pond Supply. Set up will be on Thursday and Friday. Auction is on Saturday and takes a lot of work and people to accomplish. We will be setting up the volunteer coordinator to help with organization.

Please be thinking and designing your best concept for a new club logo!

If anyone has knowledge of or knows a friend with knowledge about insurance for our club please see me at our meeting. We would like to get an independent review what coverage we need.

The address for our meeting on March 10th @ 2PM:

The Koi Store
3831 Flat Rock Rd
Watkinsville, GA 30677

VICE PRESIDENT'S REPORT

Melanie Onushko

Last month's meeting was at **AW Pottery**. Many of us walked away with some beautiful pots to use for Japanese Maples, as Lily pots and for water features. Elaine, the proprietor, was gracious enough to give us all a 50% discount. Make sure to visit her when you're in the market for a pot and mention The Atlanta Koi Club. She also donated a beautiful pot for our raffle, which was won by Jim Dricker! Remember to invest in our raffles each month! **Randy's Perennials & Watergardens** also donated to our raffle. We would like to thank them for the Barley extract. If you have string algae, this will fix the problem in no time! Visit their store for a full supply of pond products.

Our speaker this month, Kevin Colopy from **HAPPY KOI of GREENVILLE**. Kevin and Tanya have been big supporters of our club for years. Kevin gave a great visual presentation on how to pick tosaï (1 year olds). As spring approaches, this is good information to hear again as you prepare to select koi for your ponds. Kevin said, "Remember to check the obvious first...does it have both its eyes and all its fins and are they the same size." You May think that's obvious, but it's easy to overlook if you're caught up in the pattern and colors of the fish. Make sure to visit Happy Koi in Greenville, SC they're only about an hour and 45 minutes away. Thanks also to Tonya, chocolatier, for bringing her delicious homemade candies for Valentine's Day. Happy Koi is also a proud sponsor of our club. They sell Tomigai koi food, great Bakki Showers and beautiful Koi!

March Meeting

Our March meeting will be at **The Koi Store** in Watkinsville on March 10th at 2pm. Carl and Vicki will be hosting. You will have a chance to test your Judging skills by looking at a group of fish and ranking them. They will have fish of all sizes. 2931 Tosaï are just in from Japan. They are from top Japanese breeders Koda, Kase, Suda, Marudo and Isa Hajime. Please bring a chair to sit on. For those of you who purchased a grow-out Koi, you will be selecting your fish at this meeting. If you're up for a stroll, you can visit 1 of their 9 mud ponds. The growth of a koi in mud is amazing! Please feel free to show up as early as 12:30 to have more browsing time. You will also be able to see/buy the Seneye (water parameter meter) in action and pickup/buy medicated koi food. To top off your visit, Vicki has bonsai and Japanese Maples to go in those new pots you bought last month! See you In March!

MEMBERSHIP

We currently have 119 members and we had 31 in attendance at the February meeting. Club directories have been emailed. These are for your convenience to contact members. They are not to be used for solicitation purposes. Thank you. Please contact melanie_o@ [Comcast.net](mailto:melanie_o@Comcast.net) with any updates.

POND TOUR


Mark your calendars! **MAY 18th 9:30 to 5:30!** Our tour this year will be in the Marietta, Smyrna area. The majority of ponds have never been seen before! This year's theme is "Pond Stars". Come and see the 10 ponds and the stars within. Please support the club and homeowners by going on the tour. Tickets are available on our website under "Shop"

Anyone wanting to advertise in our pond tour booklet, please go on our website to see advertising prices and to purchase ad space. Anyone can advertise!


Our speaker at our February's meeting at AW Pottery was Kevin Colopy from **HAPPY KOI of GREENVILLE**. Kevin gave a great visual presentation on how to pick tosai (1 year olds). As spring approaches, this is good information to hear again as you prepare to select koi for your ponds.



Please remember our Sponsors:
The Koi Store, Coastal Pond, Randy's,
Koi Koi Pondscapes, Koi Whiskers, and
Happy Koi

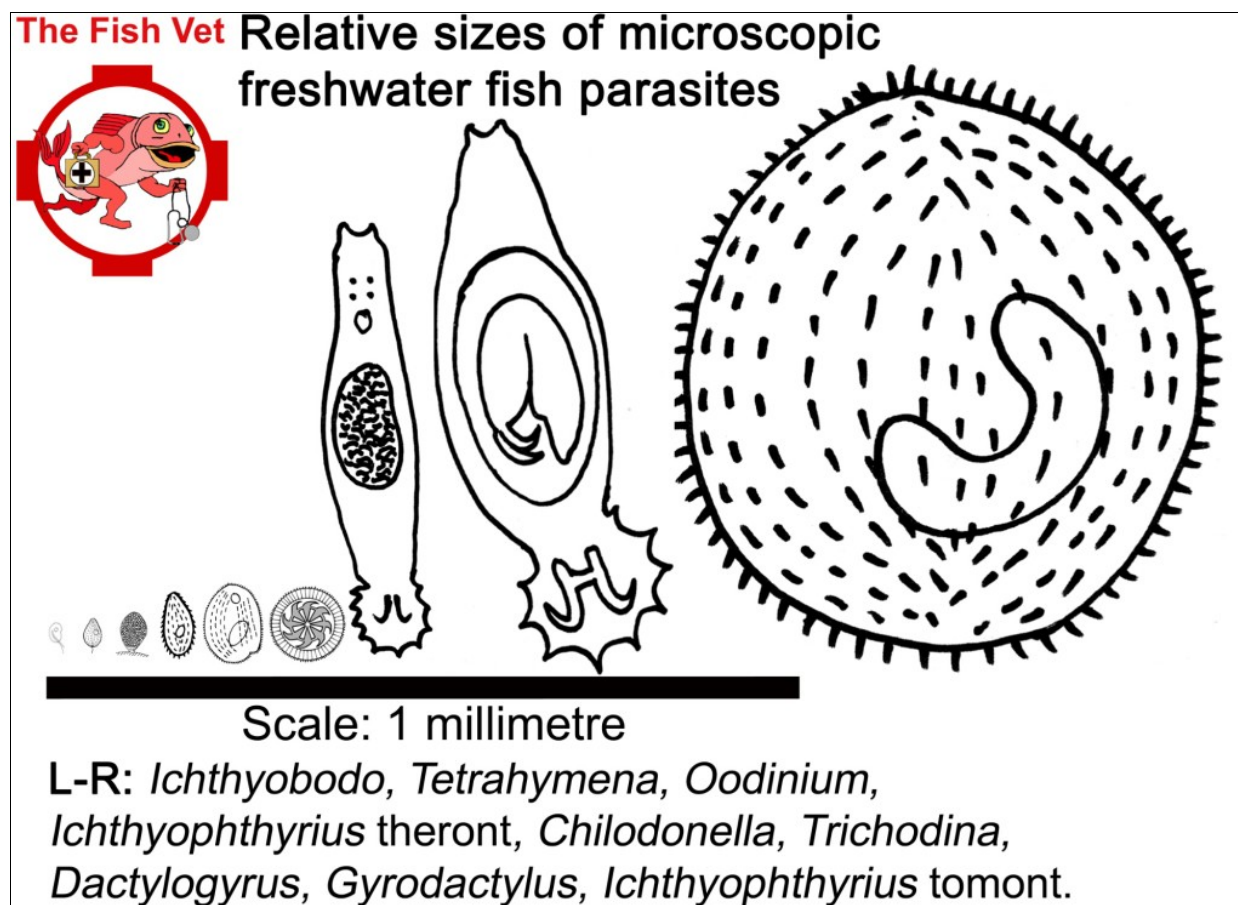


1110 Ridgeland Parkway, Suite 101
Alpharetta, GA 30004
(770) 442-0616
Visit us on Facebook @AquaWhiskers



The Fish Vet, Dr. Richmond Loh of Australia, can't believe that some people claim to be able to diagnose these parasites without a scope! See his drawing and article by clicking on the title or picture.

(ed: For those not familiar with the metric system, 1 millimeter = 0.037"...about the thickness of a human hair)



Can you believe that some people claim to be able to diagnose these without running tests? It's no wonder that fishes are getting sold cocktails of drugs that don't work, and people lose hope as more and more fish die; and in their frustration, give up fish keeping for life.

Now I share with you, some comments by a fellow member from the fish fraternity:

"[That's the] massive problem with barrack-room pretend [fish doctors], unfortunately we have lots in the [fish keeping] fraternity. Of course they all mean well, but epitomize that "little knowledge is a dangerous thing" phrase, and a couple of these self-appointed idiot "experts" are especially problematic and not part of any meaningful solution IMHO. The USA has worse problems as the availability of the medicines is much more prevalent. I've been banging on for years about the dangers of antibiotic abuse, largely on deaf ears I fear."

Provided by: KOI Organisation International Newsletter (of which we are members)

Leaks!

Submitted by [Chris Neaves](#) on Mon, 01/29/2018 - 16:18



Have you ever thought about the almost insurmountable problems in making a pond waterproof? Is a completely waterproof pond an impossible dream? Substantial leaks need attention, no doubt about it. However, at some point or the other, insanity will overcome you, before each and every leak is found and fixed in the average pond.

The three primary sources of leaks are - waterfalls/streams, pipework, incorrect sealing. Waterfalls are a major culprit for leaks. Any splashing, no matter how minor, will result in water loss. Added to this is the reality that waterfalls or water courses develop hairline cracks between rocks and cement at some stage or the other. There is also natural evaporation to be taken into account as well.

But my pond goes down several centimetres (**ed: 2.54cm = 1"**) each day - there must be a massive crack in the floor. How can tiny hairline cracks around pipe work or in the waterfall together with splashing loose substantial water from your pond you ask? Yes, definitely. If a *single drop* of water leaks out of your pond each second you will lose about 3.5 - 4 millilitres (**20 drops**) of water each minute. This is 240 ml per hour or 5,7 litres (1-1/2 gallons) of water each and every day of the year. That's over 20,000 litres (**5,300 Gallons**) per year!

A 20,000 litre pond that is never topped up, will be completely emptied in ten months by an "insignificant" leak or splash of 10 drops of water each second, somewhere in the system. And this is not taking into account natural evaporation. Evaporation is higher in summer and high winds.

The effect of leaks on the pond will depend on the volume. Larger ponds may not show minor leaks but a pond of 12,000 or 15,000 litres will. A pond of this capacity can have a surface area of about 4 meters by 3 meters and a depth of a meter. Loosing 10 drops of water each second will lower the surface by about 3,5cm each week. Looked at in another way, every second week this pond will lose about 8 - 10% of its water. All you have to do is top the pond up as a 10% water change is recommended each week. This may be better than driving yourself mad trying to find the leak.

However, it is always advisable to find the source of leaks. Once found, the problem is 80% cured. Bottom drains are always a potential area for leaks. There are numerous pond builders who simply join 110 mm piping together beneath the pond floor using the standard rubber seal. This rubber seal is used when 110 mm piping is utilized for drains on buildings. These drains are not under any pressure what-so ever. However, on a Koi pond there is substantial pressure. The deeper the water the greater the pressure.

The rubber seal may work initially but invariably leaks develop. All piping beneath the pond must be correctly glued and supported.

The piping that enters the pond shell as a bottom drain needs careful attention. Firstly the piping needs to be supported or built as part of the shell itself. This will prevent movement at some time or the other. Bottom drains and the floor of the pond are two completely different materials (plastic and concrete) in contact with one another. They have different properties with regard to flexibility. Hair line fractures can occur at the interface between the pipe and the concrete floor. Any movement of the soil beneath the shell, where the pipes are laid, will result in the pipe separating slightly from the concrete. Building the pipe work or the bottom drains into the shell will prevent movement.

Waterfalls will always be a source of leaks. Perhaps all waterfalls should be built on a sheet of plastic. Many headaches will be avoided. If a leak develops the water will flow back into the pond via the plastic sheeting. Interestingly a source of leaks on waterfalls is often ***under*** the stones. Hairline cracks develop between the stones and cement layer between them. These hair line cracks act as capillary tubes and literally suck the water out of the pond. It is capillary action, in the stem of trees, that provides massive amounts food and water to the leaves. If you suspect the waterfall is leaking I would suggest looking under the stones first, you will invariably find the leak.

Evaporation is also a major cause of water loss. The rate of evaporation is affected by factors such as the temperature of the air, the humidity of the atmosphere in the area, wind, and intensity of the sun. The evaporation is aggravated by splashing pond water over waterfalls, along streams and fountains to dissolve oxygen and dilute the impurities.

Before you drain the pond to reseal or concrete in the bottom drains, before you grind down the walls to re-plaster the pond look for the little places where small amounts of water can be escaping. Water leaks are relentless and combined they could very well be the source of substantial water loss. Fix them before you spend a great deal of money.

It is a time consuming art to find and fix leaks. I would suggest the pond owner try to do this himself. It would not be economical for pond builders to return every week to fix a series of minor leaks that could develop over time. Pratleys standard setting putty sets under water and should be in the repair kit of every pond owner. The putty can be used anywhere in the pond against cement and is especially convenient for repairing hairline cracks under stones. Pratleys will not adhere to rubberized and bitumen based sealers. Bitumen sealers and rubberized paints are a problem when they leak. The moisture gets behind the coating and bubbling and leaking occurs. Unfortunately painting directly over the affected areas does not solve the problem. A leaking pond sealed with these types of sealers would have to be completely drained and the sealer completely removed by grinding down to the plaster to be successfully re- sealed.

Chris Neaves

Note by AKC Newsletter editor: I'm not sure if Pratleys standard setting putty is available in the United States, but I'm sure that some of us have had some success with a more-local sealant.

If you have a successful sealant that can be applied under water , please share that information to the Atlanta Koi Club editor at rchaffer@comcast.net.

This article was provided by KOI Organisation International

Atlanta Koi Club Financial Statement

Year to Date as of February 28, 2019

BEGINNING CHECKING ACCOUNT BALANCE:

\$8,928.15

INCOME STATEMENT

Income	2300 Koi Show		\$60.00
	Koi Show		
	2380b Show Pins	\$60.00	
	2500 Misc.		\$69.00
	Raffle - Monthly Meet-		
	2545 ing	\$69.00	
	2700 Membership		\$808.00
	Member		
	2720 Badges	\$16.00	
	Membership		
	2730 Dues	\$292.00	
	Sponsor In-		
	2745 come	\$500.00	
Total Income			<u>\$937.00</u>
Expenses	700 Misc		\$249.00
	Food for Monthly Meet-		
	740 ings	\$150.00	
	Friendship		
	780 Awards	\$99.00	
	1100 Rent		\$185.00
	1101 Rent	\$185.00	
	1250 Advertising		\$65.25
	Advertising		
	1252 Club in General	\$11.31	
	1255 Club Signs	\$53.94	
	1300 Membership		\$200.00
	Member		
	1310 Badges Cost	\$175.00	
	KOI USA Sub-		
	1325 scriptions	\$25.00	
	1400 Bank		\$78.62
	Misc Banking		
	1460 Costs	Checks	\$56.25
	1466 PayPal Charges	\$22.37	
Total Expenses			<u>\$777.87</u>

Month Net Income/(Loss)

\$159.13

ENDING BALANCE:

\$9,087.28

Outstanding Checks:

\$838.90

09/07/16	EFT	\$65.00	06/15/18	EFT	\$150.00
10/08/16	1311	\$16.85	10/03/18	EFT	\$33.63
10/24/16	EFT	\$216.00	02/19/19	EFT	\$65.25
10/03/17	EFT	\$107.17	02/22/19	EFT	\$185.00

Amount
Shown on
Checking
Account
Bank State-
ment:

\$9,102.53