



President	Chad Bishop
Vice President	Melanie Onushko
Secretary	Cheryl Jacobs
Treasurer	Robin Scott
Equipment Manager	Alan Puch
Membership Chair	Melanie Onushko
Auction Chair	Alan Puch/Diane Giangrande
KOI Show Chair	Chad Bishop/Diane Giangrande
Pond Tour Chair	Melanie Onushko
Public Relations	Cheryl Jacobs
AKCA Director	Ron Scott
Volunteer Coordinator	
Editor	Bob Chaffer
Webmaster	Diane Giangrande

---

## June, 2019

### VICE PRESIDENT      Melanie Onushko

Our next meeting will be **June 9th at 2pm**. Bring a chair to sit on. We will be learning about Pondless Water Features and Watergardens and how to install them. The meeting is at **Randy's Perennials and Watergardens** 523 W. Crogan St. in Lawrenceville. They are a club sponsor and have goldfish, koi both domestic and from Japan, fish supplies and plants galore! We look forward to seeing you.

Thank you to Chase Tomkosky for speaking at our last meeting at my house. We all have a better idea on how to include plans for our koi, in our wills. We had 26 people in attendance. You'll all be glad to know that my pond has cleared up and the fish stopped flashing. It turns out my blower was going bad and wasn't churning up enough of the waste in the filter to get rid of it. So it was recirculating back in to the pond. That was a new one for me!

### MEMBERSHIP

We currently have 129 members in The Atlanta Koi Club. We encourage you all to wear your name tag and subscribe to the Koi USA magazine. Both are available in the "shop" on our website. Make sure you meet new people and find out about their pond and where they live. Help those who live near you.

### POND TOUR 2019

May 18th was a beautiful day for a pond tour! We had 10 ponds on the tour and 160 people in attendance. Everyone had a great time and the pond owners did a beautiful job showcasing their ponds and yards. I hope 2 years from now you will all consider volunteering to have your yard on the tour. It is very rewarding.

# PET TRUSTS

By Chase Tomkosky

All of us should have some type of documented plan for our Koi (and other pets) when we are unable to care for them. Even if just leaving town for an extended vacation we normally have someone put in charge who knows how to manage the pond and fish. Taking that a step further, we should all consider incorporating instructions into our Estate Plan.

One option is addressing the koi and pond into a will. The fish would be considered personal property and you can leave them to whomever you choose. You can also instruct the Executor or another person to care for them and even dedicate funds for that purpose. There are potential down falls to this option however. The delays in probate pose the biggest problem. The fish will require immediate attention and that process could take months. Also, dedicated funds would also be considered a gift. Technically, the person you name is not required to take the funds or actually use them on the fish.

The other option is a trust. Georgia actually has a statute addressing pet trusts for animals and even though koi are not animals per se, the concept would be similar. You can set aside funds with instructions, name a trustee and even a trust protector that keeps an eye on the trustee. This would be immediately effective upon your death and the trustee would be held to a duty of care.

A common reaction to the concept may be little concern because of many issues such as children and other assets that would take precedence. Just remember that having some type a plan, no matter how simple, will alleviate a lot of stress for those left in charge when the inevitable happens. Feel free to contact me with any questions relating to your Estate Plan. [chase@tomkoskylaw.com](mailto:chase@tomkoskylaw.com).

**Please remember our Sponsors:**  
**The Koi Store, Coastal Pond,**  
**Randy's, Koi Koi Pondscapes,**  
**iQuatics, and Happy Koi**

**Coastal Pond Supply™**

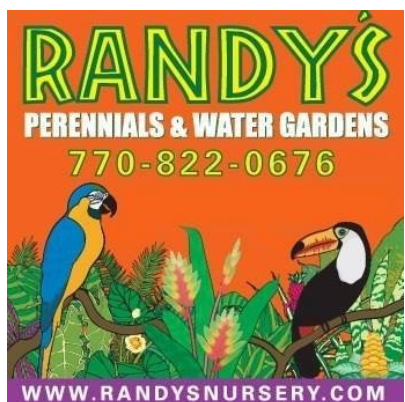
"Wholesale to the trade since 1986"

[www.coastalpond.com](http://www.coastalpond.com)

**SPEAK TO THE PROS NOW:**  
770-496-5740 1-888-Pond-H2O

We Offer DIY Advice & Contractor Referrals For:

- \*Liner and Concrete Ponds
- \*Repairs or Expansions
- \*Fish
- \*Water Plants
- \*Pumps / Bead Filters / Skimmers
- \*Pondless Waterfalls and Lighting
- \*Water Treatments (Clarity)
- \*Fish Meds



# So you want to build a pond?

by Bob Chaffer- Atlanta Koi Club

A "motorboat" is often defined as "a hole in water into which a lot of money is poured".

A "Pond" also might be defined as "water in a hole into which a lot of money is poured".

When we first think of building a pond, we may start out small.... Maybe we buy a rubber tub, sink it into the ground, add a couple of stones, and perhaps a few goldfish (heron food), add water, and enjoy.

We soon discover that there is an old adage of "**A pond must always be bigger than what you presently have**". During our club's last Pond Tour, we saw that ponds generally range from 800 gallons up to 17,000 gallons. If we choose the "mama bear philosophy of not too big, but not too small", perhaps about 7,000 gallons might be enough to satisfy us (unless a distant uncle dies and leaves you an unexpected substantial inheritance).

So, what does it cost to install a 7,000 gallon pond? Of course, costs vary considerably, depending upon contractors, location, owner participation, design, choice of materials (rubber liners vs sprayed cement, or concrete blocks), and, of course, your pocketbook. Following are several points to consider, along with approximate costs for the project using a contractor for the "grunt and artisan work" combined with homeowner labor.

Contractor labor	3 men 12 days	\$13,500
Equipment rentals (bobcat, etc)		800
Concrete and mortar in 80# bags	181	1,235
Concrete blocks and rebar	360	535
Sand, gravel, and veneer stone		1,611
Landscaping boulders	5 tons	550
Rubber liner and underlayment		1,300
PVC pipe and fittings		1,600
Electrical conduit and fittings		560
Skimmer, air pump, bottom drains		738
Bead filters	2	3,280
U/V Sterilizer		1,650
Pumps (including one stand-by)	2	780
Freight		150
Sales tax, of course	7% of above	<u>1,870</u>
<b>TOTAL COST</b>		<b>28,558 ( or \$4.07 per gallon)</b>

Other items to consider:

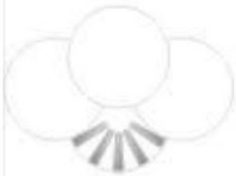
1. Homeowner did approximately 40 hours of free work
2. Contractor shared 10% contractor's discount with owner.
3. Zero design cost because owner did the design and drawings
4. Electrical and piping labor installed by homeowner.

Now that you've installed your new pond, you obviously need to add more Koi to fill in the vast hole in the ground you had just created! About 20 Koi would be nice, and probably each should be longer than 8 inches so that your new bottom drains don't suck them into your new bead filters. At about \$30 per inch, that would be an extra \$4,800.

At last, you can sit on your chairs (which you may also have to buy), and enjoy the beauty that you had just accomplished.....at least until your fish have babies, and you need to enlarge your pond again.

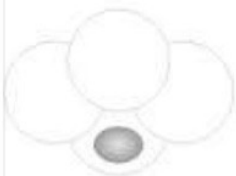
## **Ginrin**

Sparkling scales, also known as kinginrin.  
There are four types of ginrin.





### **Diamond Ginrin**

Ginrin rays that go to the end of the scale. Probably the common version of ginrin.



### **Pearl Ginrin**

Round ginrin centered in the middle of the scale




### **Beta Ginrin**

Ginrin covers the entire scale



### **Kado Ginrin**

Ginrin covers only on the edges of the scale






**Atlanta Koi Club members at the Louisville Koi Show**





Congratulations to the Atlanta Koi Club members who won awards at the Louisville Koi & Goldfish Show.





## Friendship award recipients at Louisville Koi Show



Kyle won 2  
Friendship  
awards



Grand Champion  
Goldfish to James



Friendship Award to Diana

### Buffers/Harder water/For falling pH!

"Buffers" help those folks whose pH will not remain constant due to a variety of factors. Simply sunlight and its effect on plant respiration can modify the pH of system, unless it is buffered. Fish wastes and the metabolic by-products of de-nitrification also bring down the pH, unless it is buffered. Compounds that buffer include: Dolomite, Crushed Coral, Oyster Shell, Bicarbonate, Limestone, and a variety of commercial buffers on the market. For Koi, I recommend limestone or Oyster Shell. Hardness refers to the extreme buffering capacity enjoyed by water with high concentrations of magnesium and Calcium carbonate. Hardness is different than Total Alkalinity only in the buffering agents that are different. Koi like hard water. Many authorities say hard water makes more Calcium available for bone development. Among the best hardening agents are Dolomite, Crushed Coral, and Oyster Shell. For most systems, using 1 pound for 10 gallons of water should achieve your goals, but there are many variables: How hard do you want it? What softening agents are in the water? How soft is the water to begin with? You will need a Hardness test kit. They're cheap. 30 ppm is soft. 80 ppm is moderate, and over 120 ppm hardness is hard. 200+ to 300 ppm is very hard, over 400 ppm may be fatal to most fish.

**Did you know that Koi have been known to live over 100 years In captivity?**

## Monthly Officer Meeting Minutes

Executive Officers:

Office	Officer Name	Term	Present
President	Chad Bishop	Jan 2019 - Dec 2020	Y
Vice President	Melanie Onushko	Jan 2019 - Dec 2020	Y
Secretary	Cheryl Jacobs	Jan 2019 - Dec 2020	Y
Treasurer	Robin Scott	Jan 2018 - Dec 2019	N
Equipment Manager	Alan Puch	Jan 2019 - Dec 2020	Y

### Executive Team Discussion Items:

Need to put together monthly newsletter earlier in month so that monthly AKC email notification does not go out with such short notice to members

#### 2019 Auction Re-Cap

Executive team and a few other members will re-organize trailer on Sat, June 1 to purge and organize contents to allow for efficiency during event set up

Set up procedures will be created and placed in trailer to assist new volunteers in knowing 'what to do'

Poly tanks will be cleaned and removed of all existing alpha signage that is deteriorating and illegible

Will affix new laminated alpha signage to tanks

#### 2019 Pond Tour

New pond tour signs purchased due to damage done to existing signs

Sales is still sluggish

Members interested in pond tour will need to purchase tickets

AKC PR has posted event on many online event calendars and hand delivered pond tour posters to garden centers, nurseries and stone centers. AKC members have also assisted in posting pond tour to their affiliated organizations.

#### Logo Design

June 1<sup>st</sup> is cut off for design submission

Members will vote (old and new) at July meeting (will need a quorum)

Old logo does not need to be retired. Possible to use old logos for certain events.

Possible to use old and new logo in combination

Will trademark only if a new logo is selected

#### 2019 Show

Need to increase foot traffic for show

Participating vendors (wet/dry) need to feel it is worthwhile to participate in show

Look into putting an advertising budget in place to be able to reach out and get the word out about the show (currently there is no advertising budget)

In addition to Passport that is handed out to every visitor, perhaps hand out some type of token that visitors can 'cash in' as an incentive to coming to show

Once we can increase attendance, perhaps charge admission

Will help in offsetting show costs

May get push back if we just decide to charge for 2019 show

Will need to purchase color printer to print show fish entries (koi and goldfish)