



President: Chad Bishop	pres@atlantakoiclub.org
Vice-President: Kevin McDonough	vp@atlantakoiclub.org
Secretary: Cheryl Jacobs	scribe@atlantakoiclub.org
Treasurer: Angie Jones	money@atlantakoiclub.org
Equipment Manager: Alan Puch	stuff@atlantakoiclub.org
Membership: Melanie Onushko	membership@atlantakoiclub.org
Auction Chairs: Alan Puch	stuff@atlantakoiclub.org
Diane Giangrande	koishow@atlantakoiclub.org
Koi Show Chairs: Diane Giangrande	koishow@atlantakoiclub.org
Chad Bishop	pres@atlantakoiclub.org
Pond Tour Chairperson: Melanie Onushko	tour@atlantakoiclub.org
Public Relations Chair: Cheryl Jacobs	pr@atlantakoiclub.org
AKCA Director: (vacant)	
Volunteer Coordinator: (vacant)	
Newsletter Editor: Bob Chaffer	editor@atlantakoiclub.org
Webmaster: Diane Giangrande	wizard@atlantakoiclub.org
Koi Rescue: Chase Tomkosky	rescue@atlantakoiclub.org

By the Pond

Hello Fellow Koi Pond Keepers,

For all who helped contribute to the Green family during their family disaster, all of us are truly grateful. We were deeply saddened to know some of the details of the aftermath and the loss they suffered and continue to experience. But through it all, they will re-build. I am reminded every day by the quickness and fragility of life and I am often reminded that some things are just out of our control. It's during these times that family and friends and maybe an extra special someone(s) can make grieving and re-bounding a bit easier. Thank you to those who have helped and will help the Green family through their grieving, regrouping and re-building. Your efforts, even a small gesture can go such a long way.

I'm back to pleading again! The AKC is going to need some speakers - We really need your help in promoting our social-distancing meetings. Our first Zoom meeting will, I believe, be one of many to come. Take your phone or mobile device and walk around your pond and tell us about it...show us what you've done....or even talk about your Koi background specialty.

I'll launch the first one and I am challenging many of you to follow suit!

When: Saturday, June 27th at 2:00 pm

The AKC's FIRST "Zoom" Meeting

Discussion: (a) Pond Netting Ideas
(b) Bakki Shower – Filtration

PS: "Zoom" is a visual and audio means to connect groups of people for meetings. You will need a Smartphone or computer equipped with a microphone, speaker, and camera. Most laptops and Smart phones have this.

You will be sent an email containing a link to the meeting. The link should open when you click on it. In the lower left of the screen there are two icons.....one for audio, and one for video. By highlighting both of them, others will be able to see you and hear you. However, it is better to mute your mic unless you have something to say. (It picks up a lot of unwanted background noises.) In the upper right, you can see everybody by clicking on "groups".

When: Saturday, June 27th at 2:00 pm
The AKC's FIRST "Zoom" Meeting

Discussion: (a) Pond Netting Ideas
(b) Bakki Shower – Filtration

Some of you may need ideas for netting your pond – the brief video will discuss what my wife Rhonda and I have tried; what hasn't worked and what we have in place now.

In addition, some of you may need ideas to help control ammonia and nitrite levels in your pond. A Koi Bakki shower may help you in this regard. The brief video will show you what we achieved as a DIY on a reasonable budget.

During the meeting, I'll try my best to answer your questions. I'm learning this whole Zoom process so hopefully it will go relatively issue free. In the event that it doesn't, don't throw the tomatoes just yet!! Keep an open mind, bring some smiles...this is a first for the AKC! If you want to help by hosting an event, showcase your pond, your ideas or offer help with a Zoom meeting, please send me an email to vp@atlantakoiclub.com.

****You'll receive a separate email which will have the link to attend the meeting.***

Stay safe, smile...And set a great example!

See you on-line!


Sincerely,

Kevin McDonough

"Your AKC VP"

Club members, I have 12 Gin Rin and regular Chagoi. They are 2 years old and atleast 9". If you don't have a Chagoi, you need one. They are considered pond puppies, very friendly. Please contact me if you're interested in coming to Alpharetta to pick one up. Melanie_o@comcast.net.

Please remember our Sponsors:
Randy's Perennials, Splendor Koi and Pond, Koi Koi Pondscapes, Coastal Pond Supply,
Atlanta Water Gardens, T&T Uniforms, and
The Koi Store



We Offer DIY Advice & Contractor Referrals For:

- | | |
|---------------------------|-----------------------------------|
| *Liner and Concrete Ponds | *Pumps / Bead Filters / Skimmers |
| *Repairs or Expansions | *Pondless Waterfalls and Lighting |
| *Fish | *Water Treatments (Clarity) |
| *Water Plants | *Fish Meds |

T&T Uniforms South, Inc.
Jonesboro, Georgia



Our Specialty is Your Uniform & Gear

www.TandTuniforms.com



Koi Organisation International

This is an organization that shares a lot of good information about Koi-keeping. Since there no longer is the Koi Magazine, this might be of interest to some. See the following comment:

Hi Folks,

Here's your K.O.I. News for June! Hope lots of your members take this opportunity to join K.O.I. - it's been years since we had a membership sale like this on-line, and next year, discounts will only be available at shows again!

Karen

**K.O.I.™ News!**

Koi Organisation International
Current Accurate Useful

**Extended
by popular Demand
New Member
SPECIAL**

**16-month K.O.I. memberships
(until September 31, 2021)**

\$20 New Membership
(Save \$19 thru June 2020 & includes The Guide)

\$85 the whole enchilada*
(Save \$34 thru June 2020)

*New Membership + Original Guide Binder + the Big Book + all 7 Guide Supplements

June 2020

For Sale by Club Members



For Sale

GC Tek Zapp Pure ZP-20 UV - \$300

Needs new bulb (\$199.99), ballast (\$169.95) and maybe quartz sleeve (\$144.95)- retails for \$1,559.95. Replace part costs are from GC Tek - you can get less expensive parts online....(see Bob Chaffer)

Specs as follows:

High Intensity-70,000 microwatt output.

316 Stainless Steel- not 304 like most stainless units.

Longlife Electronic Ballasts.

Optional GFIC protector.

Long 12' cord or longer by special order.

2" inlet/outlet.

4" Diameter keeps the water close to the lamp for maximum kill in a single pass.

4" Diameter vessel is the perfect size for no restriction flow.

Quartz Sleeve LeakTite fitting is all stainless, including the lock down nut - not troublesome plastic like some units.

Lamp changing is easy - takes only minutes.

Adjustable pressure switch equipped for automatic easy on/off as flow demands. **If your pump fails this unit shuts off so you don't cook it.**

Pressure switch bypass button equipped for easy testing of lamp and ballast.


Can be mounted horizontal or vertical.

Polished inside and out for maximum effect- some stainless steel UV's are polished only on the outside.

ZAPP 20.....43 in. tall....for ponds up to 20,000 gal. with optimum flow rate of 6000 gph.

Draws only 86 watts

Contact Diane Giangrande @ dianewg@aol.com



Symptoms of Koi Diseases & Parasites

Symptoms	Cause	Treatment
A). Fish gasp for air at the top of the water. They sometimes flash, or jump. They rub on rocks or other objects. Gills may be bleeding.	→ Gill Flukes (<i>Dactylogyrus</i>)	→ Treat with Praziquantel
B). The fish have small pimples on the skin, or reddened areas with a white thread-like worm sticking out.	→ Anchor Worm (<i>Lernaea</i>)	→ Treat with Trichloracide or Liquid CyroPro
C). Small, round, clear to whitish objects are stuck all over the fish. The fish flash and scratch.	→ Fish Lice (<i>Argulus</i>) → Mites (<i>Hydrachnellae</i>)	→ Treat with Trichloracide or Liquid CyroPro
D). Small thin to fatter brown objects are stuck all over my koi.	→ The fish are infested with leeches (<i>Placobdella montifera</i>)	→ Treat with Trichloracide or Liquid CyroPro
E). The fish have small clear/white worm-like objects stuck to their skin.	→ Skin Flukes (<i>Gyrodactylidiasis</i>)	→ Treat with Praziquantel
F). My fish are breathing heavily, have a heavy slime coat, and appear to have round, flat parasites on them.	→ Your fish is affected by Trichodina	→ Treat with Terminate
G). My fish have swollen bellies, even though they have not been fed for a couple of days. They seem to eat normally, or are very hungry.	Three items can cause this → a). <i>Mitospora</i> (acites, severe bloating, pineconed scales) → b). <i>Capillaria</i> (clear feces?) → c). Tapeworm	→ a). No suitable treatment. → b). Treat with Praziquantel. → c). Treat with Praziquantel

Head and Face Patterns



Tancho



Maruten



Hanatsuke



Menkaburi



Kuchibeni

Body Patterns



Ipponhi



Nidan



Sandan



Yondan



Godan



Inazuma



Goten Sakura



Kanoko

Scale Types



Gin Rin



Dotsu



NEXTDAYKOI.com

Foam Fractionators Available

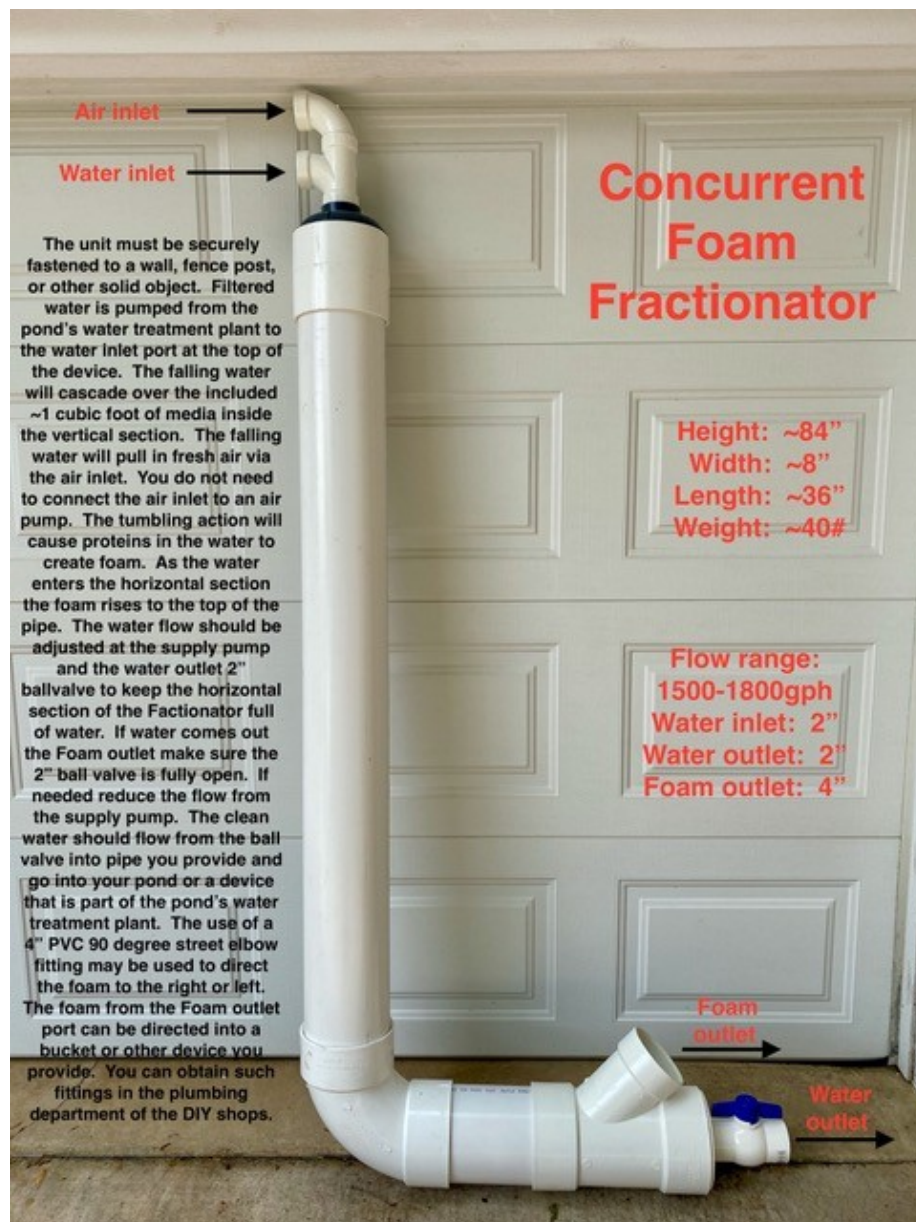
Back at the dawn of time....around 4 years ago....I built some concurrent foam fractionators for the club. They are called concurrent foam fractionators because the falling water pulls in air. Both water and air move down the vertical portion crashing and splashing into the media in the pipe. The result is proteins in the water create foam in the same manner as a kid does with a straw and a tall glass of whole milk.

So if you want to capture and move the proteins in your pond water, you might want to consider a foam fractionation. You pump 1500-1800gph of filtered water to the water inlet. You can use part of the flow from an existing pump or use a new small pump such as a Perihia 10000. You plumb the water outlet port to return the cleaner water back to your pond system. The wye fitting will shave off the foam as the foam comes to the surface in the horizontal pipe.

I made 3 new Foam Fractionators. One sold before I could get the photo made. So there are now only two units left. The price does not include any installation. The price includes the PVC device in the photo and the ~1 cubic foot of media that goes into the horizontal portion of the device. Each Concurrent Foam Fractionator is \$400. Payment is cash on delivery. My contact info is in the member directory.

Wishing all a safe and happy summer!!!

Michael Anderson





Why do koi have barbels?

A: Koi have been growing trendy whiskers way before the hipsters made it cool! Those whiskers—or barbels—are a defining characteristic of the fish. Here's what they are, what they do, and why the popular pond fish has them.

Super-Sensing Organ

Barbels are sensory organs not unlike whiskers in mammals. Rather than being used for tactile sensing, however, a fish's barbels are used for taste. Koi, along with catfish, goatfish, hagfish, sturgeon, zebrafish, some species of shark and other carp, have barbels. They use these taste bud-covered organs to search for food in murky water.

Tasting Without Ingesting

Koi and other carp have four barbels, with two on each side of the koi's mouth (termed "maxillary barbels"). The top two appear shorter than the lower two, but they all serve the same purpose: taste debris without actually ingesting it. Being omnivorous scavengers that forage along murky pond and river bottoms, it's a good survival skill to have.

Weird Appendages

As spring approaches and you start feeding your finned pals some [Spring and Fall Fish Food](#), take a closer look at these weird appendages. Most koi (except those with mutations) have barbels—even koi fry have them! So go grab a [pond net](#), catch a koi or fingerling, and look closely to see them.

Atlanta Koi Club
Financial Statement
As of May 29, 2020

<u>BEGINNING CHECKING ACCOUNT</u>	\$13,132.6
<u>BALANCE:</u>	5

INCOME STATEMENT

Income

Total Income	<u>\$0.00</u>
---------------------	----------------------

Expenses

1100 Rent	
Monthly	
1101 Rent Feb.	\$185.00
2700 Membership	
2735 KOI USA	\$26.00

Total Expenses	<u>\$211.00</u>
-----------------------	------------------------

**Month Net Income/
(Loss)**

(\$211.00)

**ENDING CHECKING ACCOUNT BAL-
ANCE:**

**\$12,921.6
5**

PETTY CASH:

Beginning Balance:	\$136.00
---------------------------	-----------------

Income:

2500 Miscellaneous Income	
Raffle -	
Monthly	
2545 Meeting	
Total Income:	\$0.00

Expenses:

\$0.00

Total Expenses:	\$0.00
-----------------	---------------

Ending Balance:	\$136.00
------------------------	-----------------