

# ATLANTA Koi CLUB



## Koi Chronicles

November 2006

Volume 18, Issue 11

★ ★ ★ ★ ★ ★ ★ ★ ★ ★  
 ★ **Winterizing & Koi Health** ★  
 ★ **Issue** ★  
 ★ ★ ★ ★ ★ ★ ★ ★ ★ ★

Dedicated to Sharing the Joy of Keeping Koi

Inside this issue:	
Congratulations! New Sponsor Pond Tour Info	2
You're Invited to an Ikeage!	3
Getting Your Pond Ready for Winter	4
Getting Your Pond Ready ... continued	5
Wintering Nishikigoi	6
Winterizing continued	7
Treasurer's Report Introducing Kiyoshi Kase	8
October Meeting Minutes	9
Koi Show Expense Break Down	10
Membership	11
Meeting Information	12

The AKCA report on KHV is attached to this newsletter or is available on line with the newsletters at — [www.atlantakoiclub.org](http://www.atlantakoiclub.org)

**Atlanta Koi Chronicles** is a monthly publication of the **Atlanta Koi Club**. Material is selected for its interest to Koi and Pond enthusiasts. **AKC Koi Chronicles** accepts no responsibility for the accuracy of the contents. Reproduction is permitted provided that this newsletter and/or the original source are credited. Articles may be submitted to the editor.

### By the Pond



David Boyd, President AKC

It is time again for the last newsletter for the year. I want to thank everyone that has worked hard to make the club a success this year. We have become more involved with people and organizations in the Atlanta community.

This time of year it is interesting to look back at the newsletters and see what the Atlanta Koi Club has accomplished. Each month there have been different goals set and accomplished. I am looking forward to the upcoming year to work with everyone at the different events planned.

After the elections, I sent out an email to the appointed officers from whom I had not heard anything and asked if they would be willing to remain in the offices they hold. I am pleased to announce the following:

- Newsletter Editor: Toni Anderson
- AKCA and ZNA Representative: Michael Anderson
- Public Relations Chairperson: Kathy Scales
- Auction Chairperson: Jay Drew
- Webmaster: Mike Hutson
- Show Chairperson: Ron Scott
- Flower Show Chairperson: Robin Scott
- Pond Tour Co-Chairpersons: Kathy Scales and David Pugh

At this moment, there is no one for the position of Volunteer Chairperson. I have been in contact with various people and hope to have the proper person soon.

David Pugh, the past librarian has reported to the Board that there have not been any requests this year for any books in the library. With all information available on the internet and the books we have are currently not up today, the Executive Board has been discussing if there is a need for the library. It will be discussed at our next Executive Board meeting in January and presented to the membership for a vote.

I want to welcome Peggy Fricke as our Club Secretary and Herve Rijnveld as our Property Manager. The Atlanta Koi Club would like to thank Vicki Knill and Jerry Hord for the positions they have held and the work they have done for the past two years.

Our November meeting has been changed so that the Atlanta Koi Club can experience a new opportunity. The meeting will not be held at Michael Adkins and Kathy Scales home. Instead it will be held in Martin GA at one of Vicki Vaughn's grow out ponds, where Carl Forss has been keeping koi. The club will have the chance to experience what is done at a pond pull. Also there will be a chance to purchase any of the koi that are coming out of the pond. More information will be sent out as soon as the details are final. (see page 3)

I hope to see everyone there.

### Atlanta Koi Club Officers 2006

**President**  
David Boyd  
pres@atlantakoiclub.org

**Vice President**  
David Marier  
vp@atlantakoiclub.org

**Secretary**  
Vicki Knill  
scribe@atlantakoiclub.org

**Treasurer**  
Ron Scott  
money@atlantakoiclub.org

**Property Manager**  
Jerry "Shorty" Hord  
stuff@atlantakoiclub.org

**Appointed officers**  
**Membership**  
Susan Brown  
join@atlantakoiclub.org

**Koi Show**  
Jerry "Shorty" Hord  
koishow@atlantakoiclub.org

**Koi Auction**  
Jay Drew  
auction@atlantakoiclub.org

**Flower Show**  
Robin Scott  
flowers@atlantakoiclub.org

**Pond Tour**  
To be appointed

**Volunteers**  
Ray Brock  
helpers@atlantakoiclub.org

**P.R. Director**  
Kathy Scales  
pr@atlantakoiclub.org

**Librarian**  
David Pugh  
books@atlantakoiclub.org

**AKCA & ZNA**  
Michael Anderson  
rep@atlantakoiclub.org

**Newsletter Editor**  
Toni Anderson  
report@atlantakoiclub.org

**Webmaster**  
Mike Hutson  
wizard@atlantakoiclub.org



The officers for the 2007 season are:

**EXECUTIVE OFFICERS**

David Boyd	President
David Marier	V. President
Peggy Fricke	Secretary
Ron Scott	Treasurer
Herve Rijnveld	Equipment Manager

**APPOINTED OFFICERS**

Membership	Susan Brown
Koi Show —	Ron Scott
Koi Auction	Jay Drew
Flower Show —	Robin Scott
Pond Tour	Kathy Adkins & David Pugh
Public Relations:	Kathy Adkins
AKCA	Michael Anderson
Newsletter	Toni Anderson
Web Master	Mike Hutson



### ➡ Pond Tour Planning! ⬅

As we start the planning for Pond Tour 2007, I am soliciting input from the membership. Please send me an email or even a note with your thoughts pertaining to:


- Are you interested in having your pond on the tour?
- What is the best month for the tour - May, June, July or August?
- Do you have suggestions to enhance the experience for the attendees?

Please send your comments and information by the end of December, I will compile the results and report back to you all at the January meeting. Then we can formalize the dates and proceed with planning.

Thanks,  
David Pugh

Email – [doubledavid@aol.com](mailto:doubledavid@aol.com)

Address – 814 Fern Street  
Marietta, GA 30067




Let's send a big AKC welcome to our latest sponsor!


PondDoc is familiar to most of you. They have lost their lease for the shop on Highway 9 — but they are NOT going out of business.

They're switching to a dot com company — for now. They will be handling all those koi needs— except fish.

PondDoc will be open October 27 & 28 2006 — but will close the Alpharetta location on November 4, 2006.



## You're Invited to a Fall **IKEAGE!** It's a fish harvest... and a party all in one!



3

A WHAT? **IKEAGE?** What's that? **Ikeage** (ichy-ah-ghee) is Japanese for *fish harvest*.

Carl Forss of Keirin Koi and Vicki Vaughan have organized an Ikeage in Martin GA on *Saturday*, November 11, 2006... and AKC is invited to join the fun. It's work, too, but fun. Most of us will never be lucky enough to go to Japan in the fall to see the fish that have been living in mud ponds all summer — be brought inside for the winter. Many of these fish are from a well known Japanese breeder, Kiyoshi Kase. (see bio. on p. 8)

If Saturday's weather is rainy ... we'll postpone until Sunday.

### What a fantastic way to celebrate and have our winter social!

*Here's the deal:*

**WHEN:** Saturday, 11 November 2006. Bad weather will postpone it until Sunday, November 12.

**WHERE :** Gus Gonzalez's Farm

9991 Georgia Highway #17

Martin GA 30557

Gus's cell: 706-491-2117 only if you get lost....

(Directions on p. 12)

**TIME:** Workers arrive about 10:30

Everybody else: 12:30

**FOOD:** *Quick Lunch* for workers @ Noon — hot dogs and chips

*Late Lunch* for everybody @ 4 It's a covered dish affair. Bring a dish to go with Roast Pig or Chicken.

**WHAT TO WEAR:** Please dress according to the weather. An Ikeage is outside in an open field. There will be some shelter (a canopy) ... and a fire (for cooking the pig and chicken), but that's all. Layers are best. It would be a good idea to throw in some blankets or a tarp to wrap up in if the wind gets up.

**IF YOU ARE HELPING WITH THE HARVEST:** If you are working — bring waterproof boots ... or better: hip waders. Bring a change of clothes in case you slip in the mud and get wet.

**WHAT TO BRING BESIDES FOOD:** If you want to sit somewhere besides the ground ... BRING A LAWN CHAIR. NONE will be provided! Bring coolers or boxes if you think you might like to buy fish. Oxygen and bags will be provided. There will be a variety of Kase fish and wonderful harawakes as well as others.

(continued on page 8)



For information on advertising or to become a Sponsor of the Atlanta Koi Club please contact **Kathy Scales** at [kscases77@bellsouth.net](mailto:kscases77@bellsouth.net) or call 770-605-0689



Pond Supplies • Fish • Plants • Gifts • Wild Bird Supplies

Josette Costa  
President  
[www.kolkoi.com](http://www.kolkoi.com)  
[info@kolkoi.com](mailto:info@kolkoi.com)

2908 Moon Station Road  
Kennesaw, Georgia 30144  
678-932-9277  
FAX: 678-659-9904

# Getting Your Pond Ready for Winter !

Rather than write an article based on my opinion — or just a book on koi keeping... I decided to bring the subject up with experienced club members. Here are their suggestions. Please give them all some consideration. Make your decisions based on the information you feel is best for your circumstances. Thanks to all who contributed.



**Doug Tatz** proactively treat whether I suspect problems or not.

I've used this method for the last 4 years with good results. The treatment will cost you a few dollars in meds, but will mostly eliminate the Spring warm up problems. Putting them to bed for the winter in the best health possible, and with the best water quality is key to avoiding many Spring problems.

I feed them a lot with higher protein foods in the month or so prior to the onset of cold weather. This is to build up body fat and energy reserves for the winter. When the water cools off, I will slow down the feeding or amount given. Watch the weather, if it's going to be really cool/cold for several days, do not feed the fish starting on the day prior to the cold front, as they have a hard time digesting food in cooler water.

Keep most of the falling leaves out of the pond, during the Fall and Winter. Then in Sept.-Oct. I get the water right. I give the bog ponds a thorough cleaning, removing all mulm, dead leaves etc. I clip back all the water plants that are not yet in decline. I then give the filter(s) a good but not too good a cleaning, mostly to remove any solids from the media. Then I do at least a 50% water change.

(If your Koi collection has been stable and healthy without any new Koi or plants during the year you can pass on the below treatments, but if you're like me, and have added Koi or plants, do the treatment below, it may save you some fish.)

Next, I do a Potassium Permanganate treatment (if you used a dechlor during the water change, 2 treatments may be necessary, or wait 2 days, as the dechlor will neutralize the P.P.). This will oxidize most of the remaining organics in the pond. (make sure to bypass the filter, at least an hour's worth of pink is good at this time). My aim is to eliminate most of the hiding/breeding areas for parasites, not actually kill any parasites. Treat with Hydrogen Peroxide to clear up the P.P.'d water.

Wait 2 days. If your pond is not in an enclosed controlled area, and is outside, you most likely have parasites. I then do a Proform C treatment, along with a Prazi treatment, this should eliminate any remaining parasites.

I also treat with Koizyme, especially as the water warms up in spring. but it's also helpful



(Continued on page 5)



**American Pond Pro**  
Your Pond Superstore  
2810 Canton Road  
Marietta GA 30066  
(770) 420-2960

Pond Supplies Variety of Aquatic Plants Rebuilding  
Do-it-yourself Pond Kits Maintenance, Installation,

Friendly, knowledgeable staff  
Family owned & operated

10% for all AKC members — show your badge

**ALITA Linear Air Pumps**  
Often Imitated  
but Never Duplicated



NEW 2006 Model

**3 YEAR Warranty**

**ALITA INDUSTRIES, INC.**  
Durable aeration products you can count on  
Visit our website at [www.alita.com](http://www.alita.com)

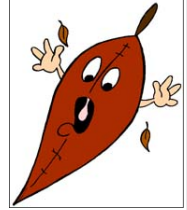
(Doug)

during the fall flux in temps. I've found that most parasites these days are nearly immune to normal treatments of salt.

Flukes are the primary cause of ulcers in the spring.

Keeping Flukes at bay, and using Koizyme in the spring will give your fish a much better chance of coming out of the winter blues without a problem.

**Bart and Kathy** We live 1 1/2 hours south of Atlanta. Last year our water temps barely went down to fifty degrees. I did not stop waterfalls or filtration.



I clean ponds well after the leaves fall. I stop feeding at about 55 degrees.

In spring I clean ponds again if needed and use potassium permanganate on any plants coming from greenhouse to plant bogs in filters. I would think a little salt is also good idea in spring as well.

**Herve & Nancy** Both of our ponds use in-pond pumps which draw water from the bottom. I raise these pumps to a mid-level position, thus allowing deep water to remain relatively undisturbed. This is where the fish "roost" during the colder months.

Netting is placed over the ponds to catch leaves, etc, and to deter any predators from making an easy meal of the somnambulant fish. Plants are trimmed and the ponds are given a good vacuuming to remove organic debris from the bottom

Large Tupperware containers are placed upside down in the deepest part of the pond. Cut-outs allow the fish to swim inside and give them a measure of comfort as well as added protection against predators.

The main pumps and filters are kept running all winter, but a separate trickle filter is taken out of service to reduce the effect of super-cooling.

In mid-winter, when bio-activity is at a minimum, I give our filters their annual thorough cleaning.

**David & David** We are very hands off, for the most part.

One thing on the list is to change over to feeding Wheat Germ from the high protein food we have been using. We also stop the shrimp treats. As the leaves start to fall we have to clean the skimmer more often and we watch for leaves that might make it to the pond floor and remove them. We will also back any of the plants that are going dormant to remove that potential waste from the pond.

Before the water gets too cold, we will stop the fountain and remove all the rocks and any muck that has accumulated. This year we will discontinue the bottom drain since it has more flow than it has had in years past and we don't want to artificially cool the pond. We will clean the bead filter and leave it running. This should give us enough filtration until spring. We are going to add salt up to a .3 concentration from December until February (the real timeframe depends on the weather).

**Hal & Susan** Turn off UV light. Order a new lamp, if required. I only replace it every 2 years.

2. Make a 90% water change. Remove all debris from pond.
3. Add Salt to the pond to between 0.3% to 0.4%. AND keep it at this level all Winter.
4. Shut down the waterfalls and return all water via the 4 direct Returns.
5. Change Auto-Backwash schedule to once per week from once every two days.
6. Clean Pre-filter once each month in stead of once each week.

## Wintering Nishikigoi

6

*Spring was a beautiful song,  
The summer vacation went well.  
Autumn is almost gone.  
Winter will soon be cold as hell.*



OK, that is definitely not Japanese Haiku poetry. But it sums up where we are in the Southeast around the beginning of November. The deciduous trees will have mostly given up their leaves and we may have seen a frost or two. The days are shorter and there is a nip in the air.

If we have not started doing so already, we had better start preparing our homes and ourselves for colder, darker months ahead. We also need to prepare our Nishikigoi and their homes for an Atlanta winter as well. Here are some things to consider.

### Clean-Up

- **Pond:** Give the kids a nice clean house for the winter. Remove all organic debris (i.e., dead/dying plants, leaves) from the pond, and skimmers, there is nothing positive about decaying organic matter in the ponds. It fouls the water and gives a home to parasites and bad bacteria.
- **Filters:** Do an extra good job of cleaning and backwashing filters. Remember, do NOT use chlorinated tap water to clean filter media unless you intended to kill the bacteria; use pond water instead.
- **Water:** Do a major water change of *at least 50%*. Be sure to use a gracious plenty of dechlor! Remember, "Dilution is the solution to pollution."
- **Nishikigoi:** Net and bowl all the nishikigoi individually. Take your time to avoid unnecessary stress on you or the koi. Measure and photograph the koi for your records. Examine them for injuries or infections. Scrape them and examine the mucus under a scope for evidence of parasites. Treat individual fish for any infections. Treat the whole pond with the appropriate set of chemicals if *any* of the koi have parasites. Assume if one fish has parasites, all fish in the pond have those parasites.

### Feeding

As the colder weather approaches, koi and other pond fish begin to prepare for the elements. Their activity level drops and their body functions begin to slow down in preparation for the winter. Koi become less active when the water temperature reaches 70-75F. When water temperatures drop down to 65F, start feeding wheat germ based food. Wheat germ based foods contain a higher carbohydrate & vegetable content for optimum metabolic efficiency and minimal waste, conditioning koi for over wintering. Koi "hibernation" starts around 60F. Stop feeding when the water temperatures reach 50F.



### Dealing with the Cold

The nishikigoi immunity slows down as the water temperature drops. In order to minimize the risk of illness in the spring, you do not want the koi to be in water colder than 55F *if possible/practical*. You can take steps to minimize the risks of cold pond water.

- **Active Heating:** You can use a swimming pool heater to maintain the pond at a minimum of 55-60F. Be sure the swimming pool internal parts handling the water are stainless steel, *not copper*. Another choice for heating is to use build and build a pond heater system based on a tankless water heater and heat exchanger. Another choice would be to use an electric pond heater (probably requires 240V circuit).

(Continued on page 7)



- **Passive Heating:** You could try using solar energy to heat the pond via a solar swimming pool kit with a relative low volume water pump.
- Insulation:** You can use various insulation techniques to minimize any heat loss from the pond. You could build various types of “greenhouse” frames and cover them with clear plastic. You could use a solar swimming pool cover that look somewhat like “bubble wrap”.

### Aeration

As the temperatures fall the nishikigoi metabolism slows and their use of oxygen drops... In winter we may need to reroute any water around waterfalls to minimize heat loss. But we do not need to turn off air pumps feeding bottom drains. Air pumps use the pumped air to cool themselves. So in winter the air coming from the air pump can be considerably warming that the outdoor temperature. If you have a pond cover of some type, the continued use of the air pumps could help build a slightly warmer layer of air above the pond. So combining pond covers with the continued use of air pumps can be a very good tactic.



Michael Anderson

**Stephen Castel** The pond keeper must understand why it is so important to prepare the pond (and fish) for the Winter months (if heating the pond is not an option). Equally important is understanding that preparing the pond for Winter is a prelude to Spring.

The first step in protecting your fish is to protect them from the elements. The number one issue is leaves. It is important to protect your pond from leaves and keep them from accumulating on the bottom. Leaves on the bottom of the pond can degrade and turn into mulm during the Winter months. An accumulation of leaves is a breeding ground for parasites once the water warms up. So COVER your pond (with netting) in the early Autumn and prevent leaves from entering the pond.



Next, step up your water changes and slow down feeding. Once the water temps hit 50 degrees, stop feeding. Your fish will tell you that its time to hibernate. They will slow down and not eat. This is a natural thing. Their bodies go into slow mode and immune systems slow down. Once the water temps drop below 50 degrees, turn off your waterfall. It is important to keep some flow in the pond during the Winter months to keep ice from forming.

For me, my bottom drain circuit is diverted from the waterfall to the lower pond return and my skimmer circuit is diverted from my external shower to my upper pond returns. So bottom drain water passes through my filtration equipment and is put back near the bottom of the pond. The skimmer circuit has the same dynamic approach. Water is taken from the surface and put back near the surface. This keeps water temperature changes (due to circulation) to a minimum.

Finally make sure that your Kh and Gh are in check. Add the appropriate compounds to maintain adequate levels throughout the Winter. After the leaves fall, remove your netting and make sure that you keep the bottom of then pond clean. Buy a cheap pool scoop and use it to keep the bottom clean. I usually add salt in the early Spring once the water temps hit 45 degrees. The salt helps the koi build up a slime coat and protects against parasites. A properly maintained and filtered pond will be a healthy environment for your koi to flourish and grow to their potential.

**Vicki Knill** - As the leaves start falling from the trees I do daily checks and sweep a net along the bottom to remove debris

- All the ponds have thermometers. When the temps drop below F 60 I start feeding Wheat Germ based food and sometimes frozen peas or grapefruit, these act as a laxative to clean their digestive tract and provide added vitamins.

- When the weather starts to threaten my tropicals in the big pond's veggie filter it's time to remove all plants. A section of the tropicals are removed and wintered over in the family rec room where they enjoy watching TV with us. Hardy plants are placed in the protected area next to the quarantine pond. The water lilies in the small koi pond & goldfish pond are cut back.



# Treasurer's Report - Checking

Ron Scott September 2006

(continued from page 3)

Our Georgia Ikeage ponds contain koi bred by Kiyoshi Kase owner of Koshiji Koi Farm.



Kiyoshi Kase

Kase-san puts his emphasis on Doitsu Kin Showa, Heisei Nishiki (doitsu metallic sanke), Kikokuryu (metallic kumonryu), Kikusui, Shiro Utsuri, and Kumonryu. His Koi are unusual and very beautiful.

Kase-san developed the now famous Kikokuryu several years ago (metallic kumonryu). This is the fifth year for the Ginga, another breed Kase-san started. The Ginga was developed by crossing a Hajo with Platinum ogon. The result is a brilliant metallic koi with wild black and white patterns. Ginga means "Milky Way".

Keirin Koi has been buying koi from Kase for nearly a decade now and each year his koi keep getting better. Kase-san's koi have excellent skin quality and vibrant color.

<http://www.japannishikiqoi.org/koshiji.html;jsessionid=14883199D5F2AB89FD5B07C7F9DCE242>

[http://www.keirinponds.com/koifarm\\_sp2003/spring\\_4.php](http://www.keirinponds.com/koifarm_sp2003/spring_4.php)

(Continued from page 7) (Vicki)

- Large PVC elbows and T's are placed in the small koi pond and the goldfish pond. The small fish like to hang out in these, feeling they are safe but, I can still see them.

- When the fish are no longer eating I start to slowly add salt. When the level reaches the 0.3 - 0.4 range I stop. They will remain in this salt bath during the winter. UV lights are turned off and the ponds are dosed a couple times with Koi-Zyme.

- In the spring I watch the koi and water temperatures and resist feeding too early. If they are grazing on pond algae along the walls I might occasionally give them frozen peas. The big koi love peas, but for the small koi the peas

(Continued on page 9)

<b>Beginning Check Book Balance:</b>				<b>\$11,804.88</b>
<b>Income Categories:</b>				
2300	Koi Show			\$8,253.62
2500	Misc.			\$70.02
	Raffles - Monthly Meetings Only	\$69.00		
	Interest on Club Checking Account (Only)	\$1.02		
2700	Membership			\$299.00
	Member Badges	\$35.00		
	Membership Dues	\$244.00		
	Koi USA Subscription	\$20.00		
			<b>Total Income</b>	<b>\$8,622.64</b>
<b>Expense Categories:</b>				
500	Koi Show			\$7,441.16
700	Misc.			\$34.24
	Food at Club Meeting	\$34.24		
1000	Raffles			\$145.45
1300	Membership			\$20.00
	Koi USA Subscription	\$20.00		
			<b>Total Expenses</b>	<b>\$7,640.85</b>
<b>NET</b>				<b>\$981.79</b>
	Checkbook Ending Balance			\$12,786.67
	Uncleared Trans-			\$661.76
	Bank Statement			\$13,448.43

  
**Atlanta Koi & Pond**  
 Breeder & Dealer of Koi Pond Design & Construction Co.  
 Thousands of High-Quality Koi just arrived from Japan with Japanese Health Department Certification (KHV Free & SVC Free) Plus 30 days local quarantine.  
 11:00AM - 6:00PM TUESDAY TO MONDAY  
 770-454-6799  
 3291 Shallowford Rd., Chamblee, GA 30341


*...The Professionals Choice!*

**Our Clients:**  
 Food Fish Growers  
 Hatcheries  
 Institutional Exhibits  
 Research Facilities  
 Public Aquariums  
 Zoos

For CLEAR water try a **SMARTUV**  
**EMPEROR AQUATICS, INC.**  
[www.emperoraquatics.com](http://www.emperoraquatics.com)

  
**SMARTUV** Performance  
**GUARANTEED Clear Water**





# October Executive Meeting Minutes

Vicki Knill

9

Members present David Boyd, David Marier, Vicki Knill, Ron Scott, Jerry 'Shorty' Hord.  
President David Boyd brought the meeting to order.

## OLD BUSINESS:

Ron Scott reported at this point the koi show has brought in \$2,300.00 profit.

As the club moves toward nonprofit status the IRS needs:

- Clarification with a copy of the Articles of Incorporation.
- Full description of the koi rescue program.

At this point it will be sometime next year before the club has completed the criteria necessary for the IRS.

## NEW BUSINESS

Every year we have to renew our status with the state which requires a \$100.00 file fee after each change in the club officers

David Marier stated Vicki Vaughan has offered to host the November social in Athens. A pond pull is planned to clear koi from a pond and offer them for sale. There would also be a pig roast. This change of venue would be decided with the membership.

David Boyd expressed the need to address the content of the club's library. Since the library is no longer used, it should be either sold or raffled off. At this time a decision has not yet been made.

Ron Scott said we need to decide if the club will have a booth at the Southeastern Flower Show in 2007. The show is charging for water both coming into the displays and leaving. It is estimated that the cost for the planned display could amount to \$2,000.00. There are other spring shows where the club could have a display. This question will be addressed to the general membership.

President David Boyd said he had to apologize to some of our guests at the koi show banquet. In order to prevent further embarrassment of the AKC by comments from members, the Executive Board voted to officially reprimand those that were making rude comments directed at our guests during the 2006 Koi Show Banquet.

The meeting closed and the members enjoyed culinary delights and the hospitality of David Boyd and David Pugh in their beautiful gardens.

*(Continued from page 8)*

might need to be shelled. When the water temperatures have stayed above F 55 for 3-4 consecutive days I will

start feeding them Wheat Germ based food. After a week of spring food they are switched over to medicated food for 2 weeks then back to regular food.

- When the water reaches the F 60 range I start treating the ponds with Koi-Zyme. The Koi-Zyme kills Aeromonas & Pseudomonas but doesn't effect the bio-filter. If I spot any fish with an ulcer or fin rot they are put in quarantine where I can easily catch them and administer Baytril injections.

- With the Koi-Zyme treatment the pond goes through water changes which drops the salt levels. As the salt levels bottom out the temperatures are usually getting higher. Hardy plants are reintroduced into the veggie filter. Only the Lotus and a couple other plants in the veggie filter are potted in soil, the rest are not. Sometime after April 15 the last frost date

**It's All About The Bead!**

**AQUACULTURE**  
SYSTEMS TECHNOLOGIES, L.L.C.  
*Bead Filter Specialists*

**1.800.939.3659 • www.BeadFilters.com**

**TROJAN KOI FARM LLC**  
www.trojankoifarms.com

Established 1971

308 Sunset Circle  
Fort Valley, GA 31030



**VERNARD L HODGES D.V.M.**  
Farm Manager  
478.988.0883 (O)  
478.256.3225 (C)  
drhodges@criterfixervet.com

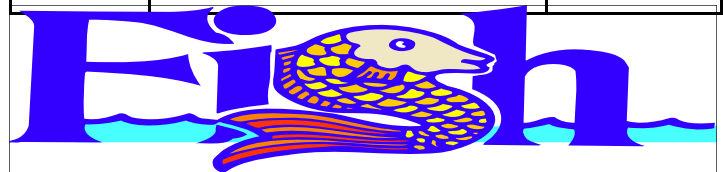
# Koi Show Expense Break Down

Ron Scott

10

Charge Code	Description	Amount
<b>INCOME:</b>		
2305	Admission	\$0.00
2310	Banquet Tickets	\$690.00
2315	Wet Lab	\$50.00
2320	Vendor Participation	\$5,100.00
2325	Show Specific Shirts, Pins, Etc.	\$1,973.00
2330	Banquet Auction	\$835.00
2340	Koi Show Sponsor	\$1,830.00
2342	Goldfish Show Sponsor	\$705.00
2350	Tank Rental - Non-Vendor	\$280.00
2360	Tank Rental - Vendor	\$530.00
2362	Goldfish Tank - Non-Vendor	\$164.00
2370	Misc.*	\$43.62
2375	Raffle Sales	\$463.00
2380	Club Store Merchandise	\$123.00
2385	Bench Picture	\$0.00
2390	Advertising	\$590.00
2730	New Members	\$0.00
2395	Club Store Seed Money	\$200.00
	<b>Total Income:</b>	<b>\$13,576.62</b>
* Misc. Make up: <b>\$65.00</b>		
	Actual Friday Night Tip Jar - difference used or concession food purchases	\$65.00
<b>EXPENSES:</b>		
505	Advertising*	\$115.64
510	Awards*	\$2,992.25
515	Facility Expenses (Coastal Ponds)	\$882.00
520	Banquet*	\$1,238.44
530	Equipment (needed for show)*	\$0.00
540	Total Food*	\$1,180.74
550	Gifts (for judges)*	\$398.78
560	Lodging (for judges & Speakers)	\$797.44
570	Printing	\$140.44
575	Postage	\$44.31
578	Show Pins*	\$1,968.73
580	Show Security	\$0.00
585	Film & items for Record keeping of judging fish	\$0.00
590	Water Quality Tests	\$147.87
595	Misc.**	\$344.68
596	Club Store Seed Money	\$200.00
	Donation for KHV Research	\$835.00
	<b>Total Expenses:</b>	<b>\$11,286.32</b>

Expense Breakdown Con't.		
<b>*Gifts (for judges)</b>		<b>\$398.78</b>
	Food basket in room upon arrival - 4 @ \$44.48 each	\$177.90
	Gifts	\$112.35
	Clock to Goldfish Judge & Coastal Ponds	\$50.33
	Sponsor Hospitality Pots	\$58.20
<b>*Show Pins</b>		<b>\$1,968.73</b>
	2006 Koi Show Pins - 105	\$268.83
	Show T Shirts - 75	\$587.50
	Volunteer T Shirts	\$1,112.40
<b>* Misc. Make up:</b>		<b>\$344.68</b>
	Concession	\$146.17
	Food & Drinks	\$125.69
	Ice and Foam Plates	\$20.48
	Show Planning Meeting	\$77.41
	Item for Saturday Night Auction	\$24.15
	Goldfish Kite Decorations	\$38.19
	Airstones & Tubing for Goldfish	\$58.76
<b>Show Breakdown:</b>		
<b>Koi Side:</b>		<b>\$2,097.01</b>
	Total Income	\$12,357.62
	Total Expenses	<b>\$10,260.61</b>
<b>Goldfish Side:</b>		<b>\$193.29</b>
	Total Income	\$1,219.00
	Total Expenses	<b>\$1,025.71</b>
<b>Total Show:</b>		<b>\$2,290.30</b>
	Total Income	\$13,576.62
	Total Expenses	<b>\$11,286.32</b>



MICROBE-LIFT

All Natural, Earth-Friendly Pond Products

Preview our new expanded line of pond and koi products

Visit our website at: [www.microbelift.com](http://www.microbelift.com)

Ecological Laboratories INC.

Solving Environmental Problems Naturally Since 1976



# Membership

Please welcome Jim Miller, Phyllis & Mike Loudermilk and Matthew & Eva-Maria Connolly to Atlanta Koi Club. Hope you can make it to the November gathering. It should be very interesting. I also want to welcome our new Sponsor, PondDoc.com. We thank you so much for your support. Check out their ads on our web site and in this newsletter.

Thirty three members and one visitor attended the October meeting at the double David's home for the election of officers. We now have a total of 164 members and nine Sponsors. As usual, the atmosphere, company and food were wonderful. Thank you for being such great hosts.

## MEMBERSHIP APPLICATION ATLANTA KOI CLUB

"Dedicated to Sharing the Joy of Keeping Koi"

[www.AtlantaKoiClub.org](http://www.AtlantaKoiClub.org)



Date: \_\_\_\_\_ Check No.: \_\_\_\_\_ Check Amount: \_\_\_\_\_

Type of Membership: Household: \$50 for 1 Yr. \_\_\_\_\_; \$90 for 2 Yrs. \_\_\_\_\_  
(Check One) Individual: \$30 for 1 Yr. \_\_\_\_\_; \$54 for 2 Yrs. \_\_\_\_\_

Other: Sponsor: \$150 for 1 Yr. \_\_\_\_\_  
KOI USA Magazine Subscription: \$20 for 1 Yr. \_\_\_\_\_  
\*Name Badges: \$5 each. \_\_\_\_\_  
\*\*ZNA International Koi Club: \$100 for 1 Yr. \_\_\_\_\_



Names: \_\_\_\_\_ & \_\_\_\_\_  
          First                      Last                      First                      Last

Address: \_\_\_\_\_

City: \_\_\_\_\_ State: \_\_\_\_\_ Zip: \_\_\_\_\_

Best Phone: \_\_\_\_\_ Best Email: \_\_\_\_\_

AKC is a volunteer organization. We need as much help and support as you can provide, no matter how insignificant. In which of the following areas can you help?

Host Meeting \_\_\_\_, Pond Tour \_\_\_\_, Auction \_\_\_\_, Koi Show \_\_\_\_, Hold Office \_\_\_\_, Flower Show \_\_\_\_

To save money, we provide our newsletter in color via email several days earlier than mailed copies. Would you like to receive your newsletter via email? Yes or No.

We try to publish a membership roster annually. It is given only to club members and AKCA, the Associated Koi Clubs of America. May we publish your address, phone number and email? Yes or No.

Make checks payable to **Atlanta Koi Club** and submit with application to:  
**Susan G. Brown, 191 Kings Row, Marietta, GA 30067.**

\* Please consider buying **Name Badges**. For only \$5, you will get to know and be known by everyone and also receive a free raffle ticket every time you wear your badge to a Club Meeting.

\*\* Zen Nippon Airinkai (ZNA) is an international organization dedicated to the koi keeping hobby. Members receive the Nichirin magazine. Membership runs May through April of each year. There is no prorating of dues. Full dues are always paid.

# It's Party Time!!! Saturday 11 November 2006

12



Workers arrive about 10:30 ... members about 12:30 ...late lunch about 4 p.m. This is a covered dish luncheon. Plan food to go with roast pig & roast chicken. Beverages provided.

**DIRECTIONS:** Take Interstate 85 north to Exit 173

At the end of the ramp turn **LEFT**. Drive 6 miles.

You will see a sign for Highway 328. **Gus's driveway is on the left.**

**Gus Gonzalez**  
9991 GA Highway 17  
Martin GA 30557

**Don't forget your lawn chairs!!!**

**SEE PAGE 3 FOR MORE INFORMATION....**

We have to know how many plan to attend this function — and what they are bringing to share. Please send an e-mail **accepting** and including what you'll be bringing to share, or declining the invitation. Please reply via e-mail to Reporter@AtlantaKoiClub.org



410 Carybell Lane  
Alpharetta GA 30004

DEDICATED TO SHARING THE JOY OF KEEPING KOI.