

ATLANTA Koi CLUB



KOI CHRONICLES



June 2009
Volume 21, Issue 6

Dedicated to Sharing the Joy of Keeping Koi

Inside this issue:	
Calendar Koi Events	2
Treasurer's Report	3
May Meeting Minutes	4
Happy Hannah	5
SUMMER SOCIAL DETAILS	6
Support our Super Sponsors	7
Club event posters	8
Why & How to Quarantine	9-10
Membership	11
Meeting Information	12

By the Pond



Mike Roach, President AKC

I'm writing this article on Sunday evening as the first weekend of this year's Pond Tour wraps up. It's a special time for me because it was this same event two years ago that I saw some beautiful ponds and spoke to some great people, leading me to becoming a member of the Atlanta Koi Club.

This weekend featured beautiful weather and was a great "driving around with the top down" weekend. I got to see some beautiful ponds, as well as some pretty neat filtration systems. It wasn't just about ponds either, as we saw some incredible landscaping. Lisa Carrell had some unique plants that we had not seen before, and she's even promised to hold onto some seed pods for us once they are ripe. Thanks Lisa! And on top of the beautiful ponds and great landscaping, we met some great folks, one couple coming from an area near the Alabama state line. I'm thinking there may be even folks from out of state attending. Thanks for joining us on the tour!

And all of this is just from the first weekend! We still have the 2nd weekend to go and I personally am looking forward to more ponds. I really want to thank Gloria and Dave Jones, and anyone who has helped them with this year's tour. It was just when I didn't think we were going to have a tour that Dave and Gloria stepped forward to offer their help. Thank you. And a special thanks to all the pond owners, and Sponsors too, who worked hard to prepare their ponds and yards for visitors. Everything was just beautiful!

As I wrap up this month's article, I encourage everyone to come to the Summer Social on Sunday, June 14th. I think this is going to be a special one! This club is made up of some really great people. Now, I know some of you folks cannot always make it to the meetings, but I encourage everyone to schedule the time to come to this Summer Social at Mike and Phyllis Loudermilk's. Let's all do a little socializing. DETAILS on PAGE 6. Heck, we deserve it! We'll even have some new folks there with us from some of this year's Sponsor Ponds. Let's give them a big welcome!

I genuinely appreciate all that each of you do for the club, and as always, take care! **Mike**

Need sure-fire heron control? Ask Chuck about border collies... These are training with a plastic decoy.



Atlanta Koi Chronicles is a monthly publication of the Atlanta Koi Club. Material is selected for its interest to Koi and Pond enthusiasts. AKC Koi Chronicles accepts no responsibility for the accuracy of the contents. Reproduction is permitted provided that this newsletter and/or the original source are credited. Articles may be submitted to the editor.

Atlanta Koi Club Officers 2009

President

Mike Roach
pres@atlantakoiclub.org

Vice President

Michael Anderson
vp@atlantakoiclub.org

Secretary

JoANN Elmore
scribe@atlantakoiclub.org

Treasurer

Steve Castel
money@atlantakoiclub.org

Property Manager

Bill Fricke
stuff@atlantakoiclub.org

Appointed officers

Membership

Phyllis Loudermilk &
Robin Scott
join@atlantakoiclub.org

Koi Show

David Pugh
koishow@atlantakoiclub.org

Koi Auction

Steve Castel
auction@atlantakoiclub.org

Pond Tour

Gloria Jones
tour@atlantakoiclub.org

P.R. Director

Josh Bare
pr@atlantakoiclub.org

AKCA Director

Vicki Knill
rep@atlantakoiclub.org

Newsletter Editor

Toni Anderson
report@atlantakoiclub.org

Webmaster

Michael Anderson &
Adam Therrell
wizard@atlantakoiclub.org

AKC CALENDAR

If you would be willing to host the
November Social, please contact
me . vp@atlantakoiclub.org or
678-297-7926



Michael

The currently planned meetings and
events are:

June 14, 2009 Summer Social —Mike &
Phyllis Loudermilk

July 12, 2009 Chuck & Heddy Hamann

August 9, 2009 Harm & Ev Garrin

September 13, 2009 Work day for Koi
Show @ Coastal Ponds
Hosts: David Boyd & David Pugh

October 11, 2009 Elections Doug &
Nancy Tatz

November 8, 2009 Winter Social We
need a host with inside enter-
taining space



June 19-21:

**Northern Midwest ZNA Koi &
Goldfish Show**

<http://www.nmzna.net/>



Doug & Nancy's pond, stream
and waterfall nestle in a fabu-
lous garden.

Let's Celebrate!



This is AKC's 20th Anniversary year!
Let's plan a year long party !!



The *REFERENCES*
pages of our web-site
have been extensively
updated. Most books
can be purchased on
Amazon or by looking
up "books" search engines.
Check it out!

[http://www.atlantakoiclub.org/
referernces/references.htm](http://www.atlantakoiclub.org/referernces/references.htm)



Treasurer's Report

by Stephen Castel


For: **March 2009**

	Checking		
	Beginning Balance:		\$7,643.96
Income Categories:			
		Total Income	\$140.00
Expense Categories:			
		Total Expense	\$779.15
NET			\$7,004.81
	Cleared Balance		\$7,004.81
	Uncleared Payments		\$375.00
	Uncleared Deposits		\$44.00
	Register Ending Balance		\$6,673.81
	Savings		
	Beginning Balance:		\$ 12,374.18
Income Categories:			
		Total Income	\$ 1.14
Expense Categories:			
		Total Expense	\$ -
	Savings Ending Balance		\$12,375.32
	Uncleared Transactions		\$ -
	Register Ending Balance		\$12,375.32
Certificate of Deposit			
	Beginning Balance:		\$ 6,124.59
	Payments		\$ -
	Register Ending Balance		\$ 6,124.59
Total Assets:			\$25,173.72



The Atlanta Koi Club met at Flat Rock Koi for the May meeting. Officers present were Michael Roach, President; Michael Anderson, Vice President; and JoANN Elmore, Secretary. The meeting was called to order by the President. Joe Hatfield, Master KHA, talked to club members about the importance of water quality and maintaining excellent water quality at functions such as the Auction and Koi Show. A discussion followed about pricing the rental of some of our show equipment to North Carolina Koi & Water Garden Club for a show and to the Nashville club for use at the AKCA Seminar in 2010.

Don't forget the Pond Tour!



Doug & Nancy's unique waterfall and stream ...



Chuck's massive waterfall and pond



One of two quiet woodland ponds at Dave & Gloria's home.



Steve releases a new Japanese show quality Showa.

Happily Hannah skipped through the grass in the yard – a parent on each hand. They were going to visit our garden. At the gate, Hannah was lifted up to touch the metal Buddha knocker. She tried it three times, and then giggled.

Just inside the gate she heard the water filling up the tsukubai. She hopped off the cement pad and almost fell over in the gravel. Gingerly she reached out her hands toward the bamboo waterspout. The cool water surprised her.

“What’s this for?” she queried.

“If you were visiting a Japanese Garden, and had come for tea, you could wash your hands in that basin.”

“Are we having tea?”

“No.”



Hannah giggled and started down the garden path. Her dad swung her from one big stone to another.

“Hannah?” I said. “The plants all along the rail there are for smelling and touching – as long as you don’t pull it up by the roots!”

“Really? I can touch and smell?”

“All you want.”

Hannah got down on her knees and scooped the rosemary, thyme and oregano. She snorted down their exotic aromas, and rubbed them like a big dog. Sniffing her hands and scooting on her knees, she made the round of herbs in record time. Each new smell brought the same question – “What’s this?” ... Then, “Got any more?”

The elephant ears were such a surprise to her. She’d never really seen an elephant, but she reckoned that if their ears were bigger than these leaves, she might not want to touch them!!

While her parents checked out the koi pond, I held her up to ring three sets of wind chimes. Each one was rung with joyful abandon and squealing! Sometimes it’s good to see things from a child’s perspective.

As they left, amid many thank you’s ... she ran her hands once more through the water in the tsukubai and rang the bell for luck.

The next day we chanced upon Hannah again. She was still visiting ponds and water gardens. This time we found her playing a balancing game on the molded stones in the path. With arms spread like wings she zipped along the paths, stopping only to turn around, or regain her balance.

As her parents started to leave, Eddie (the host) asked if she would like to catch a fish in the lake. Would she? Wow!! She would have a really big story to tell her siblings tonight.

He took her out on the dock and offered to bait her hook. She agreed. Worms were not her favorites. They wiggled too much. He dropped the hook in the water and handed her the pole.

As soon as the bait hit the water, a bass hit the bait. The two of them struggled to get the fish onto the dock. She had never used a pole, and he kept sliding down the bank! He finally prevailed, and held the fish for her inspection.

Giggling and wiggling, Hannah touched each part of the fish. The spiky fins, and two-way scales smooth one way, rough the other mystified her.

“Want to feel its teeth?” Eddie asked?

“Uh huh,” she whispered, nodding her head.

“I’ll hold your finger. They feel just like sandpaper.”

Eddie’s big hand wrapped gently around Hannah’s tiny one, and slowly he moved her finger inside the bass’s mouth. Hannah’s face lit up. She was simply beside herself with glee.

At the end of the walkway, Hannah turned and waved good-bye to all of us. She waved and each of us sought a moment of quiet to compose ourselves.

Hannah brought a new perspective to gardening that day ... **one we who could actually see would never forget.**

(We met Hannah when she visited our home during a pond tour. Her blindness was our problem..not hers.)

Summer Social



What: Summer Social celebrating 20 years as a club.

When: Sunday, 14 June 2009 **Celebration begins at 5:00 P.M.**

Where: Home & Garden of Mike and Phyllis Loudermilk
(2226 Hyleah Road, Tucker GA)

Menu: an Italian feast (including a vegetarian dish), salad & bread; soft drinks, bottled water, and Sangria.

*** What each family should bring:** This is a covered dish meal. Bring one of the following: hors d’oeuvres, or vegetables (or casseroles) — “go with dishes”, or deserts. Please bring your lawn chairs. You may need mosquito spray.

The club will be celebrating our anniversary and also entertaining the non-club member pond owners who showed ponds on our pond tour.



Support our Super Sponsors!



3831 Flat Rock Road
 Watkinsville GA 30677
 706-769-8951
 706-769-5305 (fax)

www.flatrockkoi.com
 carl@flatrockkoi.com or vicki@flatrockkoi.com



Atlanta Koi & Pond

Breeder & Dealer of Koi Pond Design & Construction Co.

Imported, healthy, quality Japanese Koi
 Clean, clear, healthy, easy maintain pond
 Pump, filter, U.V., bottom drain, skimmer
 Koi food, medication, water treatment

11:00AM -- 6:00PM
 THURSDAY THROUGH MONDAY **770-454-6799**

3291 Shallowford Rd., Chamblee, GA 30341



POND Depot.com

Your online watergarden Superstore!

www.PondDepot.com
 10% Off Enter Coupon Code ATLKOI



KOL KOI

Pond and Water Garden
 Blackwater Creek Koi Dealer

Josette Costa
 Owner
www.kolkoi.com
 info@kolkoi.com

2908 Moon Station Road
 Kennesaw, Georgia 30144
 Phone: 678.932.9277
 Fax: 678.659.9904



Russell Watergardens & Koi

Innovation.
 Easy to Clean & Maintain Systems.
 Exceptional Customer Service.

www.russellwatergardens.com
 1-800-844-9314

THE POND PROFESSIONAL™



www.ThePondProfessional.com

Dave A. Jones
 (770) 892-2273 office
 (770) 924-9589 fax
 (770) 924-1337 home



Certified Master Pond Contractor

Water Features Retaining Walls Landscaping General Contracting Tree Removal Koi & Goldfish



Splendor Koi & Pond

www.splendorkoiandpond.com

770-321-FISH
 1552 Rosewood Circle • Marietta, Georgia 30067

Celebrating our 20th Year!



Pond Tour 2009

Eastside Tour

Saturday, June 6 &

Sunday, June 7, 2009

(Roswell, Alpharetta, Gainesville, Fayette, Atlanta, Norcross etc.)

9:00 A.M.—5:00 P.M. each day


For information & tickets contact

Gloria Jones at

tour@atlantakoiclub.org



Large friendly koi swim across the pond at Hal & Susan's .



Gary & Becky's fish swim from outside to inside via an aquaport. Clever!

2165 CHESHIRE BRIDGE ROAD • ATLANTA, GA 30324
PHONE 404-235-0739 • FAX 404-235-0741

Thanks, AWG for helping us sell pond tour books!

Celebrating our 15th Koi Show!



September 18-20, 2009

Coastal Pond Supply

2101 Tucker Industrial Road

Tucker, GA 30083

Koi and Goldfish

Vendors

Pond Dry Goods

Vendors

Show Times:

9 AM-5 PM Saturday

9 AM-2 PM Sunday

Showing Koi,
Long-fins (butterfly)
and Goldfish

No Admission Charged



Spring is in the air, birds are chirping, and the fishies are up. As every red blooded Koi Kichi person is contemplating, "What fish should I get next"? We have an Auction and Sale coming up very soon and there will be some keepers there for us to add to our collections.

Before you take that new Hi Utsuri home we need to talk about the Big Q. That's right Quarantine. Quarantine is the best known method to reduce disease introductions. You gotta do it. There are several reasons to quarantine "ALL" new fish. Here are a few for consideration:

- The new fish "WILL BE STRESSED" and very susceptible to disease and parasite attack.
- Second, you do not want to subject your collection to and outbreak of any kind that the new guy may bring to your pond.
- Third, even though your pond is very clean of what you think are all those bugs you don't have, the new little fishie has not been subjected to what ever you have living there. On top of the stress of the auction, the ride home in a plastic critter receptacle, the new surroundings, and if you just float the bag and drop it in, utsuri will not be given the best chance for survival. We want the best chance to survive.

What is a Quarantine Tank?

Ideally, you want a tiny little version of your pond. You will need to have a pump, filtration, aeration, a net to cover the tank, a small aquarium heater, and do not forget to conduct water changes often, along with religious daily testing. Things you utilize for you Q tank "SHOULD NOT BE USED" in your regular pond. (Cross Contamination and stuff). What size tank you say. That depends on how many fish you buy at the auction and how big they are. In a pinch, a 50 gallon garbage can will do (cleaned and disinfected of course). Most feed and seed stores here in the south sell Rubbermaid 100 gal feed tanks fairly cheap (\$73). Larger containers of course are better depending on the size of your new fish. You can even put small fish into a 30 to 40 gallon aquarium. What ever works. The Important thing is that you have near-perfect H2O conditions all the time.

What Kind of Filtration?


The filtration need not be sophisticated. Small filters can be obtained from most pond supply dealers. It should have a mechanical section to filter solids, and a biological section to clear ammonia, and convert nitrites and nitrates. The tricky and time consuming part is to have a cycled filter before your fish get home. Think about adding some filter medium from your existing pond. Many hobbyists run their Q tank all the time to keep the filter cycled just in case they just can not live with out that sanke in the window.

Adding a pond fish to the Q Tank.

It has been proven that a good practice is to place one or two small koi from your pond into your Q tank to help cycle the filter and to introduce your pond conditions to the new fish. Use one that you would not mind losing just in case.

How Do I Treat The New Fish?

Once you get home with your new additions, again do not get into a big hurry. Don't start throwing a lot of chemicals on top of you're very stressed out, new and expensive fish. When you get the fish home, float the bag for at least 30 to 45 minutes before you add to the tank. Do not dump the bag contents of ammonia, poop laden water into your pristine Q tank. Have a cover for the tank to protect from jumpers and you may even want to float a large piece of Styrofoam to give a hiding place for the fish. (It makes them feel warm and cozy)



(Continued on page 10)

LET THEM REST for a few days. Observation of the new arrivals is a very good practice. The tank should start out with a very light salt load if any. May be less than .1% and then over the next week or so push the salt up to .3%. If you plan to treat with Proform C, salt will need to be zero. Please don't dump the salt into the tank and risk burning your fish. If

rock salt touches their skin it will burn. Dissolve the salt in a bucket and distribute around the tank very S-L-O-W-L-Y. Do not feed for the first two to three days. When a fish is under stress they will expel the food not utilize the food for nutrition. Let the fish adjust first, they won't starve.

If you do not have a microscope to check for parasites and treat specifically, we must assume they have everything. Doc Johnson has a "Shotgun Treatment" that he recommends that won't hurt the fish. This is his recommendation slightly modified.

(1) Temperature should be 72 to 78 degrees in quarantine. Warm the fish no faster than one degree per hour, up to the mid seventies, or if you want to combat Koi Herpes Virus, use the same "one degree per hour" heating from their ambient temperature up to 86°F for four days with seven days being better. Heating your fish to 86 degrees will also kill Ich and ends bacteria overgrowth. Make sure you have plenty of O2 in warmer water.



(2) PH must be buffered. Small Q tanks are subject to PH crash. (Check Daily along with ammonia.)

(3) After two to three days and if you wish to treat with the broad spectrum Proform C, treat per instructions. 24 hours after the last Proform treatment then treat with salt.

(4) Salt to 0.3 to 0.6% over a period of several days.

(5) Feed Romet or Medikoi food. It will help control bacterial infections.

(6) The Q tank can be treated with Dimilin, even with salt, to handily control comparatively rare but large parasites like Anchor Worms and Fish Lice.

(7) Prizi or Prazi containing medications control of Flukes on Koi. A Formalin treatment *on the way* into the quarantine where the above will be applied will break the lifecycle of Costia and prevent it emerging in the quarantine tank.

(8) Small and numerous Water Changes are a definite requirement. 10 to 15% every other day maybe. (Don't forget to replace the % salt after the water change)

Finally, Quarantine should last for at least 14 to 21 day after you complete treatments, so long as with water changes the water quality can be properly supported. Watch your fish for signs of stress or disease during the process.

Quarantine is an essential part of our hobby. Enjoy!



Joe

The views expressed above are my own personal views and, as such, do not necessarily reflect the views of the AKCA or the KHA program.



Membership

Robin Scott

The May meeting was held at Flat Rock Koi. Lots of great fish and great fun. We had 29 members present and seven guests.

Please join me in welcoming R.C. Patel to the club and look for him at our next meeting.

AKC's total membership is currently at 141 members plus 7 Sponsors.

Hope to see everyone at our Summer Social, June 14th at the Loudermilk's.

MEMBERSHIP APPLICATION ATLANTA KOI CLUB

"Dedicated to Sharing the Joy of Keeping Koi"

www.AtlantaKoiClub.org



Date: _____ Check No.: _____ Check Amount: _____

Type of Membership: Household: \$50 for 1 Yr. _____; \$90 for 2 Yrs. _____
 (Check One) Individual: \$30 for 1 Yr. _____; \$54 for 2 Yrs. _____
 Sponsor: \$150 for 1 Yr. _____

Other: KOI USA Magazine Subscription: \$20 for 1 Yr. _____
 *Name Badges: \$5 each. _____

Names: _____ & _____
 First Last First Last

Address: _____

City: _____ State: _____ Zip: _____

Best Phone: _____ Best Email: _____

AKC is a volunteer organization. We need as much help and support as you can provide, no matter how insignificant. In which of the following areas can you help?

Host Meeting ____, Pond Tour ____, Auction ____, Koi Show ____, Hold Office ____, Flower Show ____

To save money, we provide our newsletter in color via email several days earlier than mailed copies.

Would you like to receive your newsletter via email? Yes or No.

We try to publish a membership roster annually. It is given only to club members and AKCA, the Associated Koi Clubs of America. May we publish your address, phone number and email? Yes or No.

Make checks payable to **Atlanta Koi Club** and submit with application to:
Robin Scott, 4331 Filppen Trail, Norcross, GA 30092.

* Please consider buying **Name Badges**. For only \$5, you will get to know and be known by everyone and also receive a free raffle ticket every time you wear your badge to a Club Meeting.

June AKC Meeting & Social Sunday, 14 June 2009

12

Celebration begins at 5:00 P.M.



Directions to this meeting will be in the announcement letter. Please check that letter for further information.



DEDICATED TO SHARING THE JOY OF KEEPING KOI.