

ATLANTA CLUB



Koi Chronicles



January 2008
Volume 20, Issue 1

Dedicated to Sharing the Joy of Keeping Koi

Inside this issue:	
Calendar Party Pictures	2
On the Road — Charlotte	3
Growing up in the Mud	4
Cayman Island Koi Club Pin	5
Continued...	6
Treasurer's Report for November	7
Koi Health Advisor's Scholarship Program	8
Tabiji Nishikigoi — The First Steps	9
Tabiji Nishikigoi continued	10
Membership	11
Meeting Directions	12

By the Pond



David Boyd, President AKC

The holidays are over and it is time to look ahead at the New Year. The Committees have begun to look at the work ahead and started their planning. I am hoping that this year will be as good, or better than this past year.

With the New Year just past, it is time to look at our goals for this coming year and to decide what we need to be striving for as a club. We have accomplished many new things this past year and again I wish to congratulate the club for what it has become. I am pleased to announce that planning for our show has begun and things are looking good.

We would like to welcome our newest sponsor: Splendor Koi.

I look forward to seeing all of you at our first meeting of the year.

Planning to Build a Bakki Shower ?

We just relocated our automation manufacturing business to a larger facility. Several years ago, I introduced the collapsible crate concept to the koi pond world for high rate showers. Back then, I experimented in the use of these crates and offered them to people who wanted them. I bought several hundred of them and sold out. I am not in the business of selling any koi related products but had an opportunity and shared it with others.

Now, I need these crates again for storage of in process parts and materials in my business. So, I am about to order another couple of hundred crates for my use. If anyone wants them, please let me know. You can check them out on my non profit site. <http://koipondfiltration.com/trickle%20tower.htm>.

I am planning a large shipment so if you want them, e-mail me at koi-boy@mindspring.com. I'm thinking around 4 crates for under \$100. Turns out that shipping from California is more then the skid of product costs. These are high quality UV resistant crates that are used in the fruit and vegetable business. Anyone who has these crates, please comment on how they have held up.

Thanks and let me know, Stephen (aka koiboy).

(copied from www.koishack.com)



Atlanta Koi Chronicles is a monthly publication of the **Atlanta Koi Club**. Material is selected for its interest to Koi and Pond enthusiasts. **AKC Koi Chronicles** accepts no responsibility for the accuracy of the contents. Reproduction is permitted provided that this newsletter and/or the original source are credited. Articles may be submitted to the editor.

**Atlanta Koi Club
Officers
2008**

President

David Boyd
pres@atlantakoiclub.org

Vice President

Michael Anderson
vp@atlantakoiclub.org

Secretary

Peggy Fricke
scribe@atlantakoiclub.org

Treasurer

Steve Castel
money@atlantakoiclub.org

Property Manager

Hervé Rijnveld
stuff@atlantakoiclub.org

Appointed officers

Membership

Susan Brown
join@atlantakoiclub.org

Koi Show

David Pugh
koishow@atlantakoiclub.org

Koi Auction

Steve Castel
auction@atlantakoiclub.org

Pond Tour

Held on odd-numbered years

P.R. Director

Harvey Siskin
pr@atlantakoiclub.org

AKCA

Michael Anderson
rep@atlantakoiclub.org

Newsletter Editor

Toni Anderson
report@atlantakoiclub.org

Webmaster

Mike Hutson
wizard@atlantakoiclub.org

**An Invitation to the
Atlanta Koi Club**




I have been given the rare opportunity to design a series of nets for koi ponds.

They will be manufactured by Loki, and I need YOUR input as to features you would like to see in an affordable net for handling your fish.

Loki has special coatings that can be applied in order to minimize damage to the fishes' slime coat (developed for catch and release sport fishing). This coating also prevents the net from rotting and minimizes the propensity for fish to become tangled in the net.

I need head diameter, pole length (telescoping pole, solid), depth of pouch in the net— smaller gold fish nets, koi sock nets whatever you would like to see.



Happy Holidays and thank you,

Vicki Vaughan vvaughan@uga.edu

**Atlanta Koi and Goldfish
Show – 2008**

This year instead of a single Show Chairperson we are dividing the responsibilities.

The members of the Core Show Committee will handle a particular area of the show:

- David Pugh** – Registration and Coordination
- Toni Anderson** – Banquet and Awards
- Peggy Fricke & Marilyn Carroll** – Vendors, Volunteers, and Club Store
- Vicki Knill** – Goldfish
- Mike Roach** – Host Hotels

Much of the work done by these people is behind the scenes. As always, they will be relying on other club members to assist with tasks during the show. To that end we are soliciting input from other members. If you have any ideas or suggestions email us at :

koishow@atlantakoiclub.org

AKC CALENDAR

I encourage all members to attend our monthly meetings and also consider hosting a regular meeting or one of the two socials. The currently planned meetings and events are:

January 20: Meeting at TEC Automation (www.tec-automation.com) in Canton, GA.

February 10: Meeting at Senior Activity Center in North Park (<http://www.alpharetta.ga.us/index.php?p=216>) in Alpharetta, GA.

March 10: Meeting at Splendor Koi (<http://www.splendorkoi.com/>) in Marietta, GA.

(Continued on page 7)



Central Florida March 7-9 2008 www.cfks.org

Gainesville FL January 19-20 2008

Koi Health Seminar February 15-17 2008

South FL — February 23-24 2008 Tropical Koi & Watergarden Society

Koi Shows!



In early November there is a pilgrimage that many Koi Kichi make and that is to Charlotte for the Piedmont Koi and Water garden Society's Koi Show. Being two of the faithful, Carl and I loaded up some of our koi and drove north on I-85. The PKWS show is about the same size as our own but there are 3 elements that make Charlotte special, they are venue, timing and hospitality.


Venue. Held at the Embassy Suites Hotel a member of the Hilton family your only a walk from your hotel room to the show. The show is staged on the top of the hotel 2 story parking deck with the tanks set to provide natural sunlight when viewing the koi. Vendors are next to the tanks but are protected from possible rain under the parking ramp. From your hotel room you can look down at the koi tanks. A security guard babysits the wet ones at night. Embassy Suites provides the best complimentary breakfast but if you don't want to afford the reduced rates for show patrons or if your traveling with a pet the La Quinta Inn is just next door. The hotel's huge rotunda with its leveled sitting areas and waterfall creates a natural indoor meeting location for visiting koi kichi.

Timing. They say timing is everything and when we are dealing with koi who listen to nature's seasonal breeding cycle the timing of a show is especially important. The cooled water temperatures of late fall reduces the stress of transporting and showing koi. This is when the koi are bulking up for winter and look their best.

Hospitality. Members of PKWS know the meaning of "Southern Hospitality". This year's Show Co-Chairs Dawn Mize and Geoffrey Huntley worked the show and always had time for friendly conversation. Don Manus the club President and Myrtis Manus, Secretary, provided a hug fest all weekend, and tables loaded with raffle items ensured everyone went home with something.

There are always members of AKC in attendance at the Charlotte show weather they are showing koi or not. Carl and I chatted it up with **Michael & Toni Anderson** who made a day trip to attend. We partied with **Bart & Kathy Atkinson**. Schmoozed with **Gaye Jones**, then dined at the banquet with **Shorty & Katy Hord**. The judges were Joe White as Head Judge, Charles Phelps and Art Lembke. These judges were obviously good because they gave top awards to the koi of AKC members. **Bart & Kathy Atkinson** were awarded Grand Champion for their Kohaku –over 23". They also won the Judge's Award for their Shiro Utsuri –over 23" and Best in Variety Showa –over 23". Those are some big fish! Congratulations. Following close behind, **Carl & I** won Grand Champion Longfin with our Tancho –under 16", yahoo ! We were also awarded Best in Variety Kawarigo and Best in Variety Tancho, hey...so we like red heads! **Shorty & Katy Hord** were presented with the Charleston Showa Club Friendship Award for their Hikari Moyo 14-17". They also won Best in Variety Gin Rin "A" and Best in Variety Gin Rin "B" , Shorty really likes those sparkly fish. **We presented the Atlanta Koi Club Friendship Award to Chris Mungo for his beautiful Hariwake**. There were eight clubs represented at the banquet with Friendship Awards which indicates the draw of the Charlotte show for visitors from other koi clubs.

I would recommend you keep the PKWS Show in mind for next year. After all the work of our show is done it's nice to support the show of our friends. Atlanta is only a few hours away from Charlotte with interesting new sights to see and places to shop. But really now, a show at the hotel, cool weather and pleasant friendship where else would you really rather be?



Did You See ?

There was yet another article about Harvey Siskin's pond in the Atlanta Journal-Constitution... on December 22, 2007.

The article was about how much water koi ponds need to survive during the drought. "The PRICE of Evaporation had both thought provoking text and beautiful pictures. Way to go, Harvey!

Growing Up In The Mud (Part One)

Steven Castel

I started my pond journey in 2000 when I built my first pond. I researched for about a year to make sure that I did it right the first time. It was amazing to me that there were so many viewpoints on building a koi pond. Took some time. but in the end. I made decisions based on common sense and engineering protocol. I built an 11,000 gallon koi pond with straight walls and almost 6 feet deep. Put in two separate filtration circuits, one with bottoms drains and the other utilizing power skimmers. I concentrated on the nuts and bolts of the pond build and really knew nothing about the wet pets that would soon inhabit the pond.

Then, I did what most people do that are new to the hobby. I went out and purchased koi without any rhyme or reason. I just bought ones I liked. Over the next few years I started to “get educated” on the various varieties that make up the koi family. In addition, I realized that pattern was number three in importance for the make up of a true champion koi. Body *conformation*, *skin* texture — then *pattern* is the hierarchy that I soon learned was the correct order for judging koi. I started to get more selective in my purchases. Instead of buying several koi per year, I now only buy one high quality koi. Thank goodness for the Atlanta Koi Club yearly auction. Over the past few years I have started to thin the herd. It is very hard for me to do this for the simple reason that I still have several of the koi that I initially put in the pond back in 2001. I know it has to be done in order to keep my koi healthy and not over crowd the pond. So. slowly but surely. I am making great strides in the reduction of koi in the pond.

In the fall of 2005 I took my first trip to Japan. It was a business/pleasure trip right smack in the middle of Thanksgiving. Needless to say my wife was not really happy with me. So. I sent her and the boys on a plane ride to visit Grandma in Wisconsin while I made the long trek to Japan. I teamed up with Kevin Pham of Genki Koi for a week of high paced excitement and visited many breeders in both Southern and Northern Japan.

I was amazed at the difference in size, body conformation, skin texture and pattern as compared to dealers and breeders of American koi. I was like a kid in a candy shop. The only difference was there were no nickel candies to be found. It was all high-end merchandise and I came to the realization that if I wanted to own high quality koi, it was going to cost a small fortune.

Many three and four year old high quality koi can range in price from \$8,000-\$15,000. I just could not spend that kind of money, so I took another approach. I purchased a tategoi tosai (young koi with future potential) and decided to grow it out in Japan for a few years. Most of the breeders offer this service with high-end koi. For a small yearly fee (usually \$300-\$400), the breeder will keep the koi and grow it out in their mud pond. At harvest time, they will drain the mud ponds and transport all the koi to their indoor green houses for winter care.



← The Showa I purchased was from a Southern Japanese breeder named Ooyama. The Southern breeders usually have a longer growing season versus the Northern mountainous breeders in Niigata. The first picture was taken when I first purchased the female koi at age 12 months. It was 10.6” long.

Seven months later at 19 months, the koi grew to 18.1”. The next picture illustrates the growth and changes that occurred during this seven-month period.


I am excited to say that I am well pleased with her growth and look forward to this year’s picture. Part two of “Growing Up In The Mud” will reflect the changes that this female koi has undergone while living in her native land. When will she come home? Stay tuned.



Cayman Islands Koi Club Pins Help Support KHV Research

Dale Torok

For those of us who are passionate about koi, the most dangerous disease to confront us is the dreaded Koi Herpes Virus, better known as KHV, for which there is no treatment or cure. This disease has destroyed an untold number of beautiful koi and continues to spread terror among all of the finest koi breeders, dealers and hobbyists throughout the world.



Obviously, you cannot love koi and not want to help find a cure to save them. Ray Jordan of San Antonio, Texas is a hobbyist who loves koi and has sponsored many auctions on the internet to raise funds for KHV research. Several koi clubs, such as the Mid Atlantic Koi Club have had projects to raise money to donate for KHV research.

Now, another concerned hobbyist has stepped up in an attempt to do his part to help find a cure. Lee Aronfeld is an avid koi hobbyist who lives in one of the most unlikely places for a koi enthusiast. Lee lives in the Caribbean on the tiny island of Grand Cayman in the Cayman Islands. Definitely NOT the normal place to decide to have a koi pond!

This admittedly 'obsessed with koi' man has traveled to and supported koi shows all over the United States, the UK, the Netherlands and Japan. Lee has "unbridled enthusiasm" for everything koi and as a result has formed long lasting friendships with many other koi hobbyists from around the world.

In his travels Lee heard many stories of the growing fear of koi hobbyists about the devastation the KHV virus was inflicting on our hobby. In fact, we have all heard these same disturbing stories of KHV wiping out a hobbyist's koi collection as well as an entire koi farm losing their koi or of a koi retailer having to close his or her business due to the loss of their inventory from KHV.

My friend Lee wanted to do something to help find a cure for KHV even though the KHV virus poses no threat to his koi in the Cayman Islands due to the year around high temperature of their tropical climate, which prevents the outbreak of the KHV virus.

So, Lee began trying to think of a way in which he could help, and that, as the famed commentator Paul Harvey might say, is 'The Rest of the Story'.

To tell this story, we must backtrack a bit. As a koi hobbyist interested in 'everything koi', Lee became fascinated with koi pins from all over the world. He started purchasing koi pins and has put together a rather sizable pin collection of his own. Earlier this year, Lee had a beautiful koi pin designed for the Cayman Island Koi Club. This exclusive koi club is made up of only himself and another resident of Grand Cayman Island who also has a koi pond at his home. Then, during a trip to visit me in Lexington, Kentucky this past August, Lee had a flash of inspiration. He came up with a lofty idea of how his tiny Cayman Islands Koi Club could serve the world koi community and help raise money for KHV research.

How could he do this? Without knowing Lee's plan, it would seem to be a very daunting challenge to do something of any magnitude for such a tiny koi club. It would be a challenge for ANY koi club of any size anywhere in the world if the goal was to raise enough money for KHV research to make a difference.

I can assure you that Lee's plan is very interesting, very unique and has already been very effective. During Lee's visit In August we traveled together from Kentucky to the annual Chicago Koi Show sponsored by the Midwest Pond & Koi Society. At the awards banquet, Lee made an announcement that he was offering to sell the new 2007 Cayman Islands Koi Club pins with the promise that 100% of all funds received would be donated to KHV research. There was a loud round of applause from the crowd upon hearing his announcement. There was another louder round of applause when he added that anyone who purchased a pin would automatically become an 'Honorary Offshore Member' of the Cayman Islands Koi Club as well as a contributor to help find a cure for KHV.

What a win, win proposal! Where could anyone get so much for just \$10.00? Almost everyone at the banquet purchased a pin and several more were sold at the Chicago koi show the following day.

Before returning home to Grand Cayman, Lee asked if I would accept the responsibility for announcing his fund raising plan on several of the Internet koi forum boards, take orders for the pins, collect and keep track of the money and mail

(Continued on page 6)

the pins to people who purchased them.

After posting Lee's fund raising idea explaining the offer that the pins were available and where the funds would be used, I immediately began receiving orders for the Cayman Islands Koi Club pins. Checks started showing up in my mailbox from all over the United States. I also received messages from koi hobbyists overseas with requests to purchase pins. The well known and respected koi hobbyist Bernie Woollands from England contacted me and sent payment for 15 pins to be shipped to him for members of the South East Section of the BKKS. Then even more orders came in from Great Britain and elsewhere outside the United States. So far, koi hobbyists in the United States, Canada, Great Britain, Scotland and the Netherlands have purchased Cayman Island Koi Club pins.

It is obvious to me that this fund raising idea of Lee Aronfeld's that was hatched in Chicago is catching on. I think that it will result in two enormous accomplishments, a successful raising of much needed donations for KHV research and what will most likely be the koi club with the largest international membership in the world when the 'Honorary Offshore Members' are added to the tiny ranks of the Cayman Islands Koi Club.

Because of the success of this fund raising venture so far, Lee has pledged to me that he will have a far more beautiful new 2008 Cayman Island koi Club pin designed and manufactured and that he will again donate all of the sales proceeds to KHV research and that he will see that a portion of the funds raised from the sale of the 2008 pin will go to research for the cure or treatment of Hikui, another koi disease for which there is no present cure.

If you would like to join Lee Aronfeld in his effort to support KHV research and have your own Cayman Islands Koi Club pin, you can send an email to me at dtorok@time-plus.com . The cost is \$10.00 plus \$1.00 shipping per pin in the USA. Shipping for pins outside the USA will have a slightly higher shipping cost & can be paid for with Pay Pal.

There are a very limited number of the 2007 Cayman Islands Koi Club pins left. These first issue pins will most likely become highly desired collectors pins. The 2007 pins will continue to be sold until they are 100% sold out. If the 2007 pin is sold out when I receive your order, you will be sent the new 2008 pin. For a very limited time until the 2007 pins are sold out you may purchase both pins as long as they remain available.

Your donation will be received with the grateful appreciation of all koi hobbyists for your contribution. And if koi could talk, they would thank you, too!!!




7th Annual Koi Health Seminar

The Seminar will be held at the Botanical Gardens in Athens, GA during the weekend of February 15-17, 2008.

For information about course content and making arrangements to attend ...check out our web-site at www.koihealthseminar.com.



Splendor
KOI & POND

www.splendorkoiandpond.com

770-321-FISH
1552 Rosewood Circle • Marietta, Georgia 30067

Professional Paving Stone & Design

**SPECIALIZING IN INTERLOCKING PAVERS
DRIVEWAYS • WALKS • PATIOS**

PAVING STONE PIONEER OVER 33 YEARS
BELGARD AUTHORIZED INSTALLER
MODULAR RETAINING WALLS
www.professionalpavingstone.com
carlknill@cs.com

FOR ESTIMATES - CELL: 678-231-1714
OFFICE/FAX: 770-424-6859

OWNER
CARL KNILL



Treasurer's Report for November 2007

Steve Castel

Savings			
	Beginning Balance:		\$ 20,294.11
Income Categories:			
	Interest Earned		\$ 4.17
		Total Income	\$4.17
Expense Categories:			
		Total Expenses	\$0.00
NET			\$4.17
	Savings Ending Balance		\$20,298.28
	Uncleared Transactions		\$0.00
	Bank Statement		\$20,298.28
	Total Available Funds:		\$24,089.91

(Continued from page 2)

April 12: Auction at Coastal Pond Supply (<http://www.coastalfountain.com/>) in Tucker, GA.

May 18: hosts needed

June 8: Summer social, hosts needed

July 13: hosts needed

August 10: hosts needed

September 14: hosts needed Koi Show Planning and Set-up @ Coastal Ponds

October 12: hosts needed Election of Officers

November 9: Winter social, hosts needed

Please contact me (vp@atlantakoiclub.org or 678-297-7926) if you are interesting in hosting one of the May-November meetings or socials. Please share your pond and koi with other members of the club.

THE POND PROFESSIONAL™



www.ThePondProfessional.com

Dave A. Jones
 (770) 592-2273 office
 (770) 924-9589 fax
 (770) 924-1337 home



Certified Master Pond Contractor

Water Features Landscaping Tree Removal
 Retaining Walls General Contracting Koi & Goldfish

www.PondDoc.com



LOG IN AND LEARN!

THE ATLANTA KOI CLUB KOI HEALTH ADVISOR SCHOLARSHIP PROGRAM

FOUNDED BY SUSAN AND HAL BROWN


JUNE, 10, 2007

PRIMARY OBJECTIVE: To improve our Club by assisting five (5) or more of our Club members to become Certified Koi Health Advisors (KHAs).

SUGGESTED GUIDELINES:

1. KHA candidates will receive up to \$2,000.00 each for documented expenses inclusive of certain test equipment described below, after they have become fully certified as Koi Health Advisors. Travel, room and board, equipment, publications etc. are appropriate expenses.
2. KHA candidates must be pre-approved by the Board of Directors (BOD). For the purposes of this program, the BOD initially will consist of the AKC elected officers plus Susan and Hal Brown. Susan and Hal may elect not to participate at any time.
3. KHA candidates shall not be "Professionals" in our "Fish-Koi-Pond Industry".
4. The funds donated to this program will be kept in a separate bank account and not co-mingled with other Club funds.
5. Should the Atlanta Koi Club cease to exist, the remaining donated funds, if any, will be donated to the Koi Herpes Virus (KHV) Research Program at the University of Georgia.
6. The Club will pre-purchase microscopes and other test gear recommended and approved by the Associated Koi Clubs of America (AKCA) for KHA candidates to use during the AKCA certification process. Once the KHA candidate becomes completely certified, the microscope and test equipment will be given to the KHA for his specific use and ownership. Should the candidate not become certified, this test equipment will remain the property of the AKC and must be returned to the Club.
7. The KHA Scholarship program will specifically be retroactive to include Harold Biggio and Joe Hatfield.
8. KHAs will be encouraged to assist AKC members only. However, when non-members request assistance, KHAs will present the non-member with an application for membership in the AKC and encourage the non-member to join our Club.
9. Only one KHA Scholarship will be allowed in any family group.
10. If after four (4) years have passed and if donated funds remain, then the BOD may approve \$200.00 for approved Club members to attend the Koi Herpes Virus / Wet Lab Program (or the correct name) held at the University of Georgia each year or any such similar program. These selected members will be encouraged to help Club members resolve their koi health issues.
11. The spirit and intent of this program is to improve the knowledge of Club members specifically and generally and to expand the concept of Club members helping other Club members.

(Continued on page 9)



**Atlanta
Koi & Pond**
Breeder & Dealer of Koi Pond Design & Construction Co.

Thousands of High-Quality Koi just arrived from Japan with Japanese Health Department Certification (KHV Free & SVC Free) Plus 30 days local quarantine.

11:00AM -- 6:00PM
TUESDAY TO MONDAY **770-454-6799**

3291 Shallowford Rd., Chamblee, GA 30341



qualityUVlamps.com

Shop secure online!

www.qualityUVlamps.com
Email: info@qualityuvlamps.com

Tabiji Nishikigoi: First Steps

Hello friends. This is an invitation for all of us to journey together. This is an unusual journey in that we can never *arrive*. Hey, what kind of journey is this? It is a journey of fun, sharing, and education. Our goal is to learn as much about nishikigoi and the keeping of nishikigoi as possible. We will never learn all there is to know. But that will not deter us from learning all we can. Let's take our first steps on this **tabiji** or journey.

What are Nishikigoi?

Nishikigoi is a two part Japanese word. It is "Nishiki" (trans. brocaded) and "goi" (trans. carp) put together. If you find yourself in Japan, or if you are talking to a person that is fluent in the Japanese language, it is a good idea to use the full word Nishikigoi, instead of the western word, Koi or Japanese word Goi when talking about the colored carp. If you use the words Koi or Goi, the Japanese person or persons that you talk to might become confused, since the words Koi or Goi would refer to ordinary carp. They will give you a puzzled look when you tell them how much money you spent for a plain carp.

Just Carp?

Yes nishikigoi are varieties of common carp. In the science of taxonomy carp are *Genus Cyprinus, Species carpio*. Common carp are a widespread freshwater fish distantly related to the common goldfish (*Carassius auratus*), Unlike goldfish, carp have two barbels on each side of upper jaw with smaller one from edge of snout and larger one near corner of mouth. They can grow to a maximum length of 5 feet, with a maximum weight of over 80lbs, and a lifespan of at least 65 years.. Although they are very tolerant of most conditions, the common carp prefer large bodies of slow moving water as in a river or lake. A schooling fish, they prefer to be in groups of 5 or more. They natively live in a temperate climate in fresh water with a 7.0 - 7.5 pH, a water hardness of 150-300ppm, and an ideal temperature range of 37.4 - 75.2 °F. .

Common carp are native to Asia and Eastern Europe.. Over thousands of years mankind has moved carp both eastward and westward. Now carp can be found on most continents. Common carp were brought to the U.S. in 1831. In the late 1800s they were distributed widely throughout the USA by the government as a food fish. However, common carp are not now normally prized as a food fish in the United States. As in Australia,

(Continued on page 10)

(Continued from page 8)

12. KHAs will be asked to conduct at least one Wet Lab / KOI Health Program each year at our regular Club Meetings. The Vice president will coordinate.

We hope you find the KHASP valuable and beneficial.

Susan and Hal Brown

RE/MAX
of Buckhead
MIHOKO, ABR, CRS, GRI
International REALTOR®

4246 Peachtree Road
Atlanta, Georgia 30319
Cell: (770) 329-0405, Fax: (404) 237-3631
Residence: (404) 321-9007
Office: (404) 237-9011
E-Mail: mihoko3@bellsouth.net
Website: Mihoko3.com

Each Office Independently Owned and Operated







It's All About
The Bead!

AQUACULTURE
SYSTEMS TECHNOLOGIES, L.L.C.
Bead Filter Specialists

1.800.939.3659 • www.BeadFilters.com



their introduction has been shown to have negative environmental consequences and they are usually considered to be invasive species. Millions of dollars are spent annually by natural resource agencies to control common carp populations in the United States. This is why we should NEVER release nishikigoi (or any other ornamental fish) into the wild!

Nishikigoi from Carp

Contrary to belief, carp are not indigenous to Japan. They were believed to originate from eastern Asia, in the Black, Caspian, and Aral Seas. This wild carp, which is an excellent food, was carried to Japan, China and western Europe by traders about a thousand years ago. The earliest written records of carp/goi/koi were found in China.

They were later introduced to Japan. There is a record of a Japanese Emperor having magoi (black common carp) around AD 200. Remember that these early magoi are the stock from which nishikigoi were later bred, magoi are not the fish we call nishikigoi. Nishikigoi were first bred in Japan in the 1820s, initially in the town of Ojiya in the Niigata prefecture on the north eastern coast of mainland Japan. This area is situated high in the mountains, where snow can fall up to several meters in depth, cutting off access to the area in the winter months. Therefore, magoi were used for food and were stored for eating during the winter. Rice farmers there introduced magoi into their irrigation ponds to supplement their diet of rice.

This devotion to breeding magoi led to the Niigata region becoming established as the center of the growing magoi industry. Color mutations in carp were first noticed in the early 1800s. These mainly involved red, white and light yellow carp (the latter developing into the first single-colored (Kawarimono) and later the tortoiseshell (Bekko) - patterned early nishikigoi. Nishikigoi keeping took off in Japan when, in 1914, some breeders took samples of different varieties to the 1914 Taisho Exposition in Tokyo. People from all over Japan saw the "Living Jewels". Over the next few decades, dozens of new varieties appeared.

Many of the early nishikigoi breeding results were lost during and shortly after World War II. The nishikigoi industry had to be basically restarted. They were ready when the next big innovation happened. It was the creation of plastic bags in the 1960's. Koi could be shipped all over the world reliably and without high loss. Today, nishikigoi are bred throughout the world, but most people agree that the best ones come right from the Niigata Prefecture in Japan. Nishikigoi are one of the most sought after ornamental fish in the world. You can find nishikigoi hobbyists in nearly every country.



MICROBE-LIFT®
**All Natural, Earth-Friendly
Pond Products**
Preview our new expanded line
of pond and koi products
Visit our website at:
www.microbelift.com
Ecological Laboratories INC.
Solving Environmental Problems Naturally Since 1976



KOL KOI
Pond and Water Garden
Blackwater Creek Koi Dealer
Josette Costa
Owner
www.kolkoi.com
info@kolkoi.com
2908 Moon Station Road
Kennesaw, Georgia 30144
Phone: 678.932.9277
Fax: 678.659.9904



Membership

Susan Brown 11

DUES ARE DUE FOR 2008

Another year has come and gone and a lot has been accomplished with the help and participation from our wonderful members. The events and meetings have inspired a camaraderie and enjoyment in a learning environment. We are excited about the upcoming meetings and programs in 2008 and know you will find them most helpful, exceptionally informative and just plain fun.

I certainly hope you all will renew your memberships by filling out the membership application at the bottom of this column and mailing it along with a check made out to: Atlanta Koi Club, c/o Susan Brown, 191 Kings Row, Marietta, GA 30067. I want to update the information to confirm it is correct. If you would like to save a little bit on your membership, check out the membership plan for 2 years.

Looking forward to hearing from you soon and seeing you in 2008.

MEMBERSHIP APPLICATION ATLANTA KOI CLUB

“Dedicated to Sharing the Joy of Keeping Koi”

www.AtlantaKoiClub.org



Date: _____ Check No.: _____ Check Amount: _____

Type of Membership:	Household:	\$50 for 1 Yr. _____;	\$90 for 2 Yrs. _____
(Check One)	Individual:	\$30 for 1 Yr. _____;	\$54 for 2 Yrs. _____
	Sponsor:	\$150 for 1 Yr. _____	

Other: KOI USA Magazine Subscription: \$20 for 1 Yr. _____

*Name Badges: \$5 each. _____

Names: _____ & _____
 First Last First Last

Address: _____

City: _____ State: _____ Zip: _____

Best Phone: _____ Best Email: _____

AKC is a volunteer organization. We need as much help and support as you can provide, no matter how insignificant. In which of the following areas can you help?

Host Meeting ____, Pond Tour ____, Auction ____, Koi Show ____, Hold Office ____, Flower Show ____

To save money, we provide our newsletter in color via email several days earlier than mailed copies.

Would you like to receive your newsletter via email? Yes or No.

We try to publish a membership roster annually. It is given only to club members and AKCA, the Associated Koi Clubs of America. May we publish your address, phone number and email? Yes or No.

Make checks payable to **Atlanta Koi Club** and submit with application to:
Susan G. Brown, 191 Kings Row, Marietta, GA 30067.

* Please consider buying **Name Badges**. For only \$5, you will get to know and be known by everyone and also receive a free raffle ticket every time you wear your badge to a Club Meeting.

January Meeting @ TEC Automation Inc in Canton
20 January 2008. Executives meet @ 1. Members meet @ 2.
10 Hickory Springs Industrial Drive Canton GA 30115

Traveling North on 575:

Take the **Sixes Road** exit. Turn right at the end of the ramp. Go to the first light and take a left. This will be highway 5. Travel a few miles into **Holly Springs**. Turn right on **Hickory Road**. Go over the RR tracks and past the firehouse. Take a right into **Hickory Springs Industrial Drive**. TEC is the second building on the right.

Traveling from Roswell on Highway 140:

Stay on **Highway 140** past Woodstock traveling like you are going into Canton. Prior to Canton (after the Mulchman on the left), Take a left onto **Hickory Road**. Go a few miles near the end of **Hickory Road** and turn left into **Hickory Springs Industrial Drive**. TEC is the second building on the right.

Please bring your lawn chairs...yes, the meeting is INSIDE.

