

# ATLANTA Koi CLUB



## Koi Chronicles



June 2007  
Volume 19, Issue 6

Dedicated to Sharing the Joy of Keeping Koi

### By the Pond



David Boyd, President AKC

Inside this issue:	
Calendar, Koi Shows, SKE Big Winners!	2
Thanks ! Auction Action Photos!	3
Where Do the Fish Live While We Build a New Pond?	4
Pond Tour Update	5
Koi CPR — Ulcers	6
Treasurer's Report	7
More Auction Action Pictures !	8
Membership	9
Meeting Information	10



**SKE Reserve Grand Champion — Owned by Smokey Sullins !**

*Atlanta Koi Chronicles* is a monthly publication of the **Atlanta Koi Club**. Material is selected for its interest to Koi and Pond enthusiasts. **AKC Koi Chronicles** accepts no responsibility for the accuracy of the contents. Reproduction is permitted provided that this newsletter and/or the original source are credited. Articles may be submitted to the editor.

May has been an good and bad month. The good part is that we attended the inaugural show of the Southeast Koi Expo in Winston-Salem and the Koi Auction at Coastal Ponds. The bad is that we are fighting to keep from losing the koi kids.

The Southeast Koi Expo was in full swing at set up when we arrived. People were hurrying to get the tanks set up and filled for the koi that were due to arrive the next day. David and I lent a hand getting the tanks set up and we got to meet a number of new people from other clubs that Susan Reed had gotten to come help as well. On Friday with the tanks ready for visitors, the koi began to arrive. There were a number of beautiful living jewels there. Pictures can be seen on a link to our website.

Saturday the judging was in full swing when we arrived at the convention center after breakfast. I was busy with my camera taking pictures and watching as the judges went from tank to tank and then back to review a particular fish that caught their eye. The goldfish had been judged first and then the koi were inspected to see which would be the champions. Reserve Grand Champion award was won by Atlanta Club member Smokey Sullins (RGC).

Special thanks to everyone from the Atlanta Koi Club who helped to make both SKE and the auction a success

Our Koi Auction was held May 19th and from what I have heard was a success. Jay Drew our Auction Chairperson learned from his experience last year to make this year's auction a pleasurable experience for both the people that worked the auction and the people who were buying fish. I am sure Ron Scott will be happy to give the final totals at our next meeting.

I had been speaking with Harold Biggio and Joe Hatfield about this spring possibly being a bad year for koi owners and sad to say I have learned this is true. In the last 6 weeks, we have lost 5 of our precious kids. I have heard from Harold and other members that we are not the only pond with this problem. We are doing all that we can to stop the problem, but are getting very frustrated with the results. We have managed to save a couple, but it is not pleasant having to decide to put one of the kids to sleep.

One final note, June is going to be a busy month for David and me. We have the upcoming Pond Tours (June 2 & 3 and June 16 & 17) and VIP Social (June 2, 7-10PM) at Hal and Susan Brown's home. Tickets are still available for the Tours and VIP Social.

Later in the month, we will be flying to Phoenix to attend the AKCA annual Seminar. I am looking forward to seeing our friends from other clubs there.

I look forward to seeing everyone at our June Meeting.

### Atlanta Koi Club Officers 2007

#### President

David Boyd  
pres@atlantakoiclub.org

#### Vice President

David Marier  
vp@atlantakoiclub.org

#### Secretary

Peggy Fricke  
scribe@atlantakoiclub.org

#### Treasurer

Ron Scott  
money@atlantakoiclub.org

#### Property Manager

Hervé Rijnveld  
stuff@atlantakoiclub.org

#### Appointed officers

#### Membership

Susan Brown  
join@atlantakoiclub.org

#### Koi Show

Ron Scott  
koishow@atlantakoiclub.org

#### Koi Auction

Jay Drew  
auction@atlantakoiclub.org

#### Pond Tour

David Pugh & Kathy Scales  
tour@atlantakoiclub.org

#### P.R. Director

Kathy Scales  
pr@atlantakoiclub.org

#### AKCA

Michael Anderson  
rep@atlantakoiclub.org

#### Newsletter Editor

Toni Anderson  
report@atlantakoiclub.org

#### Webmaster

Mike Hutson  
wizard@atlantakoiclub.org

## AKC CALENDAR

**June 10**— *Summer Social*, hosts Steve and Laura Castel in Woodstock

**July 7**— Hosts Mihoko Chambers & Larry Sheets, **night meeting on Saturday**

**August:12**— Josh & Amanda Bare, Norcross

**September 9**— Bill & Peggy Fricke & Marilyn Show prep meeting



**October 14**— ???  
Election of Officers

**November 11:** *Winter Social*, Hosts — Michael and Kathy Adkins in Cumming

To host a meeting contact  
David Marier (770) 995-8984



## Upcoming Koi Shows


Here's the skinny on upcoming koi shows. Be sure to mark your calendar.

**September 28-30, 2007 Koi America 2007**  
Carroll County Shirley Arena  
Westminster, MD.

<http://www.carrollcountyagcenter.com/>




If you go on the pond tour — please take pictures of our members' ponds and share them with us. We'd love to see your views of the ponds & gardens.



## SKE HIGHLIGHTS




The Grand and Reserve Champion Goldfish!



David, Jay/ Bart & Kathy Jason and David P. are all at the Banquet...

Atlanta folks did really well at SKE. And the big winners are: (l-r) Dr. David Knox —Grand Champion Kohaku; Smokey Sullins — Reserve Grand Champion Sanke; Gaye Langley — Grand Champion Goldfish; Vicki Knill — Reserve Grand Champion Goldfish



qualityUVlamps.com

Shop secure online!

www.qualityUVlamps.com

Email: info@qualityuvlamps.com



And the winner is.....David makes presentation to Bart.

# Thanks

Thank you to all who participated in this year's auction. We had another great year; it was quite a success. Thanks especially to all the volunteers who helped with set up, working the event, and break down of the auction. Special thanks goes to **Bill & Peggy Fricke** for their work on signing up all our volunteers, to Bill's tireless work helping to set up all three days leading up to the Auction, and to **Smokey Sullins, Josh & Amanda Bare** and **Mike Hutson**, who worked endlessly on set-up or break down. Special thanks also go to **Bill & Lynn Dowden** and **Coastal Pond Supply** for all their work and the most important, the location. Thanks again to all!

Now it's time to focus on the Pond Tours in June and the 13<sup>th</sup> annual Koi Show in September!

Check out photos of the event on the 2007 auction website.

Jay Drew  
2007 Koi Auction Chairman

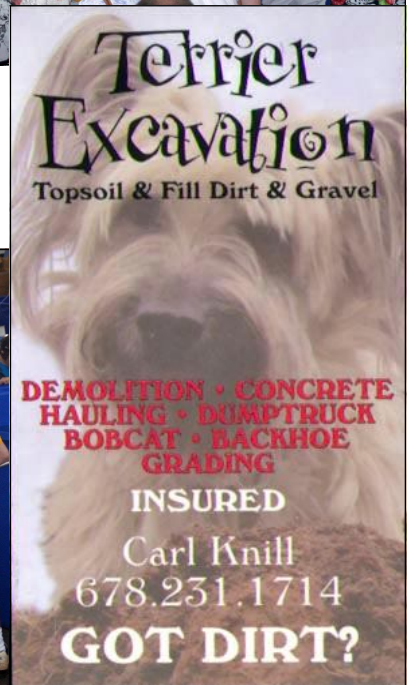

It's All About The Bead!



**AQUACULTURE**  
SYSTEMS TECHNOLOGIES, L.L.C.  
Bead Filter Specialists  
1.800.939.3659 • [www.BeadFilters.com](http://www.BeadFilters.com)



**MICROBE-LIFT** All Natural, Earth-Friendly Pond Products  
Preview our new expanded line of pond and koi products  
Visit our website at: [www.microbelift.com](http://www.microbelift.com)  
**Ecological Laboratories** INC.  
Solving Environmental Problems Naturally Since 1976



**Terrier Excavation**  
Topsoil & Fill Dirt & Gravel  
DEMOLITION • CONCRETE  
HAULING • DUMPTRUCK  
BOBCAT • BACKHOE  
GRADING  
INSURED  
Carl Knill  
678.231.1714  
GOT DIRT?

# Where Do the Fish Live While We Build a New Pond??

Nancy and I recently moved to Gainesville, Georgia, and are facing the same issues any koi hobbyist is faced with, namely how handle our koi during the move.

Our solution has been to set up 2800 gallon backyard pool as a temporary home for our collection. The pool measures 14 feet in diameter at its widest towards the bottom, and tapers up to 11 feet at the top. An 8 inch rim circles the top. The actual water depth is 34 inches.



One advantage to this pool's shape is that it provides some shade and safety as the koi swim below the rim. The bamboo fence behind the pool will eventually be used as an additional shade cover, now that our actual fence is completed. The pool will also be covered with netting to prevent jumpers and/or predators.



An arrangement of plants sits atop a stand in the main pool, and provides a hiding place for the fish. This arrangement is protected from the voracious koi, unlike the floating parrot feather I got at the auction last week, which

will most likely eventually be consumed by the koi.

The pool came with a standard external pool filter, which is a basic pump with an accordion style filter. I imagine that this media will clog quite rapidly once I stock the pool, so later I'll add some type of pre-filter to handle that problem when it occurs.



Otherwise the filtration system is home made, and consists primarily of a large 300 gallon **Rubbermaid** tub. This tub sits on a concrete block platform so that it is slightly higher than the main pool.

A small 350 gph pump recycles water from this tub to a 35 gallon container on a wooden platform, full of various media, including different types of foam and 10 lbs of crushed shells. This small filter had been in use at our old house since last year so the media is well seasoned and brimming with good bacteria. The small pump sits in a blue plastic garbage can with filled with plastic landscape scrap material (thanks Shorty!), that shields the pump's foam pre-filter from crud build-up.

Filtered water shoots back into the large filter tub creating lots of aeration. As you can see from the picture above we have many plants in this tub including Iris, parrot feather, and submerged clumps of anacharis. Several small goldfish live here as insect control.

*(Continued on page 5)*

For information on advertising or to become a Sponsor of the Atlanta Koi Club please contact **Kathy Scales** at [kscales77@bellsouth.net](mailto:kscales77@bellsouth.net) or call 770-605-0689

**THE POND PROFESSIONAL™**



**Dave A. Jones**  
(770) 592-2273 office  
(770) 924-9589 fax  
(770) 924-1337 home



**Certified Master Pond Contractor**

[www.ThePondProfessional.com](http://www.ThePondProfessional.com)

Water Features	Landscaping	Tree Removal
Retaining Walls	General Contracting	Koi & Goldfish

Perched on the other side of the 300 gallon tub is our home-made trickle filter. This is a plastic multi-drawer shelf from Wal-mart - each shelf is drilled full of holes and filled with a variety of materials. The whole contraption is encased in cedar wood in a crude attempt to represent an oriental Temple. The main purpose for the cedar is to limit the sun's effect on the plastic drawers, but certainly a little camouflage was in order.

Note the supports used to hold the trickle tower in place in the event of strong winds; believe me you don't want a trickle tower falling into the pool ... not pretty! I'll eventually replace the wooden supports with metal wires.



Water is pulled from the main pool using a 700 ghp pump and delivered to the top of the trickle filter. The first 2 drawers have nothing but plastic perforated golf balls. These are the pre-filter sections and need occasional rinsing. Increasingly tighter media is used in the lower drawers which is where most of the biological activity takes place. These lower drawers almost never need cleaning. Filtered water is returned to the tub which then flows back to the main pool.

The large white drain pipe (gutter) is a temporary fix to handle excess water capacity, and will be removed once I install a larger overflow pipe.

Water quality is excellent (right now). The main pool has 2 "test" koi and several small goldfish which have successfully survived a week. Soon I'll bring over our koi collection, ranging in size from 8" to 24". At that time I will also bring their established filter consisting of a 55 gallon drum pre-filter with a 35 gallon filter tub, and connect this unit to a 1700 ghp pump directly in the main pond.

## Pond Tour Update

The planning for the pond tour is complete. We will have a total of 16 ponds on the tour, including the VIP Social. Descriptions of the ponds are on the website. Booklets will be available at through PayPal, at four Pikes locations and Atlanta Water Garden's early next month. If you are anxious and don't want to wait to get your reservations in you can always send your check to:

David Pugh  
AKC Pond Tour  
814 Fern Street  
Marietta, GA 30067

The tour dates are June 2 & 3 and June 16 & 17 from 9am to 5pm each day. The VIP Social is on June 2 from 7pm to 10 pm.

Tickets are priced at \$25 per vehicle which includes admittance to both tour weekends and \$10 per person for the VIP Social. There will be only 40 tickets available for the VIP Social.



**KOL KOI**  
Pond and Water Garden

**Blackwater Creek Koi Dealer**

Joseette Costa  
Owner  
www.kolkoi.com  
info@kolkoi.com

2908 Moon Station Road  
Kennesaw, Georgia 30144  
Phone: 678.932.9277  
Fax: 678.659.9904

# Koi CPR —Ulcers

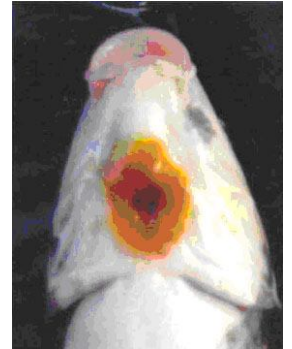
You've had your cup of coffee, got a glance at a few pages of the news and it's off to the mines. As you're walking to your car... Oh no! One of your prize Koi, stiff as a board, lying just on the edge of the drive. So you pick it up and head for the trash...

Hold on! Koi are really pretty resilient and their heart continues to beat an hour or more after they've stopped breathing (or is that "gilling"). No way!

## Koi CPR

Actually there is. Here's the drill. Get your Koi to the pond... like NOW! If it only went on its walk a few minutes ago it most likely will just swim away. If it was on a really long walk, but you can still see some movement in its gill covers, start CPR! Here's how.

Jump in the water with the fish and flip it over... belly up, head facing away from you, grabbing on either side, with your thumbs facing up. In smaller fish place one thumb, for larger fish two thumbs, on the brown area in the picture. The heart lies just below the lower part of the spot, so you might even feel a faint pulse.



Your goal is to force highly aerated water through the mouth and over the gills by a combination of thumb movement and by physically moving the Koi back and forth through the water. Gently press your thumb(s) down and move them forward. You want to use just enough pressure to force the mouth and gill covers to open with each push of the thumb(s). If you're doing it right you should see air bubble from the mouth with each push. Keep repeating the maneuver at the rate of 60 – 90 pushes per minute.




If you got to the fish in time, it will start coming around in a few minutes. Keep up the CPR, but try and match the Koi's rate and don't push quite so hard. Once the Koi is fully oriented, active and insistent on getting the heck away (depends, but probably 15 minutes), let it swim away.


But this little guy is stiff as a board and there is no movement of the gill cover! When you get it back into the pond you'll be amazed and how quickly the body softens and the slime coat returns. But you must act! In the advance first aide kit (see April newsletter), Dexamethasone is listed. This drug can literally bring a koi back to life. So start CPR as above, and get someone or stop a few seconds to draw up a 3 cc syringe with 2 cc of Dex. (If it's a 6" fish give 0.5 cc intraperitoneally (IP); if 12 " give 1 cc IP; if 18" give 1.5 cc; if 24 " give 2 cc; if 30" give 2.5 cc). Then resume CPR. Results are really amazing and save many a fish that others might write off.

That was my original article, but a fair number of you folks are fighting ulcers that just don't go away. So let's talk about that a bit. Before getting into the specifics, we need to talk about how Koi get sick, your real job in keeping koi and a concept called "benign neglect."

(Continued on page 7)

**Atlanta Koi & Pond**  
Breeder & Dealer of Koi Pond Design & Construction Co.  
*Thousands of High-Quality Koi just arrived from Japan with Japanese Health Department Certification (KHV Free & SVC Free) Plus 30 days local quarantine.*  
11:00AM - - 6:00PM  
TUESDAY TO MONDAY **770-454-6799**  
3291 Shallowford Rd., Chamblee, GA 30341

**RE/MAX**  
of Buckhead  
**MIHOKO, ABR, CRS, GRI**  
International REALTOR®  
4246 Peachtree Road  
Atlanta, Georgia 30319  
Cell: (770) 329-0405, Fax: (404) 237-3631  
Residence: (404) 321-9007  
Office: (404) 237-9011  
E-Mail: mihoko3@bellsouth.net  
Website: Mihoko3.com  
Each Office Independently Owned and Operated






# Treasurer's Report

Ron Scott

## Treasurer's Report - Checking

			For: <b>April 2007</b>
	<b>Beginning balance:</b>		<b>\$3,039.48</b>
<b>Income Categories:</b>			
2300	Koi Show		\$600.00
2500	Misc.		\$103.00
	Raffles - Monthly Meetings Only (March & April)	\$103.00	
2600	Pond Tour		\$65.00
2700	Membership		\$625.00
	Member Badges	\$15.00	
	Membership Dues	\$160.00	
	Vendor Sponsorship	\$450.00	
		<b>Total Income</b>	<b>\$1,393.00</b>
<b>Expense Categories:</b>			
		<b>Total Expenses</b>	<b>\$0.00</b>
<b>NET</b>			<b>\$1,393.00</b>
	Checkbook Ending Balance		<b>\$4,432.48</b>
	Uncleared Transactions		<b>\$0.00</b>
	Bank Statement		<b>\$4,432.48</b>



(Continued from page 6)

### How Do Fish Get Sick



Here's a great picture I found on the net. It's called a Venn diagram and it is used to explain the inter-relationships between groups.

Look real closely at the little red



star in the middle. That represents a **disease**. Notice **disease only occurs** in that little bitty area **where all three of the circles overlap**. The **bug** doesn't make the fish ill. **Not by itself**. **Poor water quality** doesn't make the fish ill. **Not by itself**. A **husbandry issue** (like overcrowding) doesn't make the fish ill. **Not by itself**.

All three must get together and join forces to have enough power to make the fish ill.

Now look at the three spokes in the form of an inverted Y around the star -- **stress**. Look closely and you'll see that each occur when two of the three circles -- the contributing factors -- cross. So, either a bug combined with poor husbandry; poor husbandry joining with poor water quality or, poor water quality joined by a bug will act as a stressor. Everything else (which is the majority of the picture) represents the Koi's normal Shangri-La.

Let's think about this. It's the key to showing us what to do to help our Koi cure itself. You heard me right. Despite what we **want** to believe, **you and I don't cure our Koi; our Koi cure themselves**.

### Your Job

Well, Mother Nature had everything balanced -- the bugs were happy, the water was cool and the fish were playing a game of tag. Then you came along and crowded Kois and a whole bunch of its brothers and sisters, and neighbors yet, into a closed environment then got busy with life and let things go amuck. The crowding stressed; the poop built up and your water quality tanked; and, the bugs said "thank you very much" and went digging for their noon meal.

Look back at the diagram. Two thirds of the things that need to combine to cause illness are under your direct control -- water quality and husbandry.

### Benign Neglect

Really. Our only jobs are to feed, house and change their linen every so often. Here's the deal Ma Nature made with us. 'You provide a pristine environment and your Koi will provide you with hour after hour of relaxation and pure enjoyment.' Now we can't do anything that will harm

(Continued on page 8)

the fish (like overcrowding them) and we have to do our jobs; but **we need to spend way more time just sitting by the pond enjoying our hobby for Pete's sake.**

The problem begins when we worry more about our comfort zone than what is in the Koi's best interest. It's when we read about the latest, greatest new chemical, take off to KoiMart and dump it in the pond that our battle with Ma Nature begins. And it's not nice to mess with Mother Nature. (Think biblical like in locust, plague... you get the idea).

### Wound and Ulcer Management

The operative phrase is **pristine environment**. Look back at the diagram. Two of the three contributors of illness are under your control, right? It seems to follow then, that for our Koi to get sick, **we "am" the major contributor to the illness**. So: fix the problem. Clean out the poop, move a few families to the suburbs and you've given Koisan a big boost in fighting those bugs. **Get out of the way and let him / her cure itself.**

That wasn't too hard. But you're not sold? You want one of my magic pills right? You don't have time to do all that? Well. You just created a bunch more work for yourselves.

- Add salt at 0.1 % (1 pound or 1 ¼ cups per 100 gals) each day for 3 days. Maintain this level by adding salt for the amount of water you change each week at rate of 0.3 % (3 pounds or 3 ¾ cups per 100 gals).
- Call one of the KHAs and get them to come by and **see if you need to clean the wound /ulcer**, and then show you how to do that. They'll badger you into promising NEVER to clean the wound unless you are **ABSOLUTELY POSITIVELY SURE** that it's infected.

If it requires cleaning, it requires a topical antibiotic. You have what you need in the EM kit you put together in April – Provodone Iodine 10 %. Dry the lesion, swab the inside of the freshly cleaned wound / ulcer and about 1/8 " around the lesion, no more than that or you'll be damaging healthy tissue. While the Iodine is still wet, liberally sprinkle on denture powder. Wait 15-30 seconds and blow off excess. (Left the powder off the list).

**If you feel like you have to clean and treat the wound / ulcer a second time, don't. At this point re-treatment is problematic and definitely an art, so call one of the KHA's before destroying what you just accomplished.**

What else? Nada... nothing... **Your job. Keep a pristine environment and your Koi will heal itself.** Healing generally occurs in 3-6 weeks. Well I've ranted interminably in this article. Maybe Joe can jump in next time and explain what to do when you slipped and your water is less than pristine.



'Til next time. Koisan Harold







## Membership

**Susan Brown**

Please join me in welcoming Candace and Earl Hider; Bryan Houlette and Jon Worthington; Ray Louis and Charles Hankinson; and Chris Williams. I really enjoyed meeting you at the Auction and hope to see you at the next meeting. We are so glad you decided to join us.

AKC's current membership is 128 members and 9 Sponsors. We had a good turnout for the Auction which started on time and we had great volunteers from our membership. Things moved extremely smoothly and all fish were sold and clean up finished at a reasonable time. I especially want to thank Pat Gianelloni and Marilyn Carroll who helped me out at the Membership Table.

Don't forget the VIP party will be held at our house and we would love to see you there. Details are in this newsletter and on our web site. If you are interested, notify David Pugh.

If any of our members haven't received a decal and want one, look for me at the next meeting.

## MEMBERSHIP APPLICATION ATLANTA KOI CLUB

"Dedicated to Sharing the Joy of Keeping Koi"

[www.AtlantaKoiClub.org](http://www.AtlantaKoiClub.org)



Date: \_\_\_\_\_ Check No.: \_\_\_\_\_ Check Amount: \_\_\_\_\_

Type of Membership: **Household:** \$50 for 1 Yr. \_\_\_\_\_; \$90 for 2 Yrs. \_\_\_\_\_  
**(Check One)** **Individual:** \$30 for 1 Yr. \_\_\_\_\_; \$54 for 2 Yrs. \_\_\_\_\_  
**Sponsor:** \$150 for 1 Yr. \_\_\_\_\_

Other: KOI USA Magazine Subscription: \$20 for 1 Yr. \_\_\_\_\_  
 \*Name Badges: \$5 each. \_\_\_\_\_

Names: \_\_\_\_\_ & \_\_\_\_\_  
           First                      Last                      First                      Last

Address: \_\_\_\_\_

City: \_\_\_\_\_ State: \_\_\_\_\_ Zip: \_\_\_\_\_

Best Phone: \_\_\_\_\_ Best Email: \_\_\_\_\_

AKC is a volunteer organization. We need as much help and support as you can provide, no matter how insignificant. In which of the following areas can you help?

Host Meeting \_\_\_\_, Pond Tour \_\_\_\_, Auction \_\_\_\_, Koi Show \_\_\_\_, Hold Office \_\_\_\_, Flower Show \_\_\_\_

To save money, we provide our newsletter in color via email several days earlier than mailed copies.

Would you like to receive your newsletter via email? Yes or No.

We try to publish a membership roster annually. It is given only to club members and AKCA, the Associated Koi Clubs of America. May we publish your address, phone number and email? Yes or No.

Make checks payable to **Atlanta Koi Club** and submit with application to:  
**Susan G. Brown, 191 Kings Row, Marietta, GA 30067.**

\* Please consider buying **Name Badges**. For only \$5, you will get to know and be known by everyone and also receive a free raffle ticket every time you wear your badge to a Club Meeting.

**Summer Social at the home of Steve and Laura Castel**  
**Sunday, June 10, 2007**

10

Officers meet at 1.

Social begins at 2.

**In order to protect our members' privacy, you will find the directions and phone number for this meeting in the letter announcement for Koi Chronicles being put up on the web.**

**Thanks.**

**See you there!**



410 Carybell Lane  
Alpharetta GA 30004

**DEDICATED TO SHARING THE JOY OF KEEPING KOI.**